



## OUR DALI PORTFOLIO HAS GROWN!


The updated gateway from the series 14, now DALI-2 certified, supports advanced multimaster functionality for collision-free communication between DALI devices.

It enables devices from this series, such as conventional buttons, EnOcean wireless sensors and controllers, to interact directly with DALI components. DALI 2-compatible motion and brightness sensors as well as button couplers deserve special mention.

An innovative extension is the gateway's ability to convert signals from DALI sensors into EnOcean telegrams, enabling smooth integration and processing by EnOcean actuators or controllers.

Another outstanding feature is the integrated power supply, which with a capacity of 200 mA offers enough power to reliably supply all connected DALI components.

The implementation of the DT8 protocol also opens up new creative possibilities in color design through expanded color changing functions.



# FD2G14



**DALI-2 gateway, bidirectional. Only 1 watt standby loss.**

DALI-2 certified. DALI-2 is the newest generation of the DALI standard with an extended range of functions. DALI-2 devices also include all previous DALI functions and are therefore backwards compatible. Modular device for DIN-EN 60715 TH35 rail mounting. 2 modules = 36 mm wide, 58 mm deep.

**Connection to the Eltako-RS485 bus. Bus cross wiring and power supply with jumper. Operation in conjunction with FAM14.**

Supply voltage 230 V/50 Hz at terminals N and L. The IEC 62386-compliant voltage for DALI devices is provided at the DA +/- terminals. Output current 200 mA/max. 250 mA. Switch-on ramp-up time max. 250 ms. In the event of a short circuit, the power supply switches off the supply voltage. A mechanism for cyclic switch-on attempts is available. With the FD2G14 gateway, DALI devices are controlled with EnOcean sensor telegrams. **Groups 0-15** can be controlled and the **broadcast command** can be sent. In addition **DALI scenes 0-15** can be controlled.

DALI installations, which are to be fully controlled with the F2DG14, must be configured in groups 0-15. Die Auswertung von DALI-2 Sensoren kann mittels PCT14 konfiguriert und freigeschaltet werden. The evaluation of DALI-2 sensors can be configured and activated using PCT14. DALI-2 event messages can be interpreted and output on the RS485 BUS using the hold terminal. This makes it possible to output data to the EnOcean radio network using FTD14.

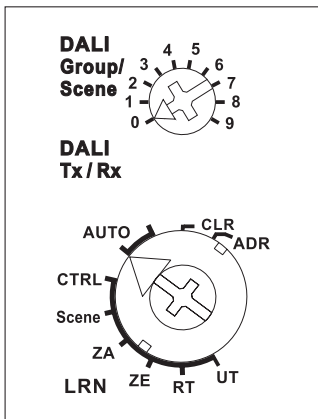
The F2DG14 internally saves the dimming value for each of the groups 0-15 and supplies this value as feedback. Feedback telegrams are generated. The F2DG14 occupies 16 BR14 device addresses. The feedbacks of the device addresses correspond to the dimming values of the DALI groups 0-15 in ascending order. Feedback signals can be converted by PCT14 for each single group from a dimming value telegram (%) to pushbutton telegram (ON/OFF). BR14 actuators can then be activated by the feedback signals.

The F2DG14 fulfils the function of the DALI master and the DALI power supply. The rotary switches can only teach in pushbuttons for groups 0-8 and DALI scenes 0-9. Activation telegrams for groups 9-15 and scenes 10-15 are only possible by entries in PCT14. As of Production Week 30/19, the F2DG14 can be used as a single-channel device 'F2DG14-Broadcast'. This is defined when the device address is issued.

**Important: Wireless pushbuttons always need to be double-clicked when they are taught-in manually in the F2DG14. CLR only needs a single click.**

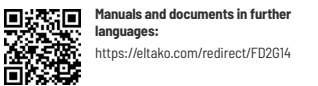
A direction pushbutton or universal pushbutton with identical ID and identical pushbutton can be taught in several times in different groups. The group last selected is always valid. Therefore, a pushbutton can either switch only one group or broadcast to all groups. One FBH per group can also be taught in. With a manual teach-in this always acts dependent on brightness. With PCT14 you can also set the brightness threshold. The delay time for switch-off after no motion is detected can be set together in minutes (1 ... 60) for the FBH devices of all groups. The default is 3 minutes.

## Function rotary switches



Standard setting ex works.

Further settings can be made using the PC Tool PCT14 (see catalogue page 1-5).



Manuals and documents in further languages:  
<https://eltako.com/redirect/FD2G14>

<b>FD2G14</b>	RS485 bus DALI-2 gateway	<b>Art. No. 30014045</b>	<b>122,80 €/pc.</b>
---------------	--------------------------	--------------------------	---------------------

### Technical support:

+49 711 943 500 25 [technical-support@eltako.de](mailto:technical-support@eltako.de)

### Commercial support:

+49 711 943 500 00 [export@eltako.de](mailto:export@eltako.de)