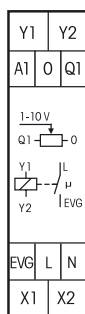


1-10V Controller SUD12 for Universal Dimmer Switches



SUD12/1-10V



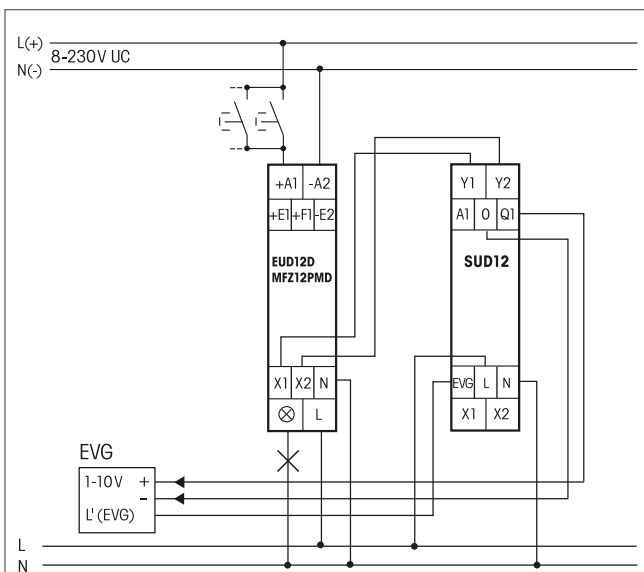
**1 NO contact potential free 600VA and 1-10V control output 40mA.
Standby loss 0.9 watt only.**

Modular device for DIN-EN 60715 TH35 rail mounting.
1 module = 18mm wide, 58mm deep.

State-of-the-art hybrid technology combines advantages of nonwearing electronic control with high capacity of special relays.

The controller SUD12 can be used in two different modes:

1-10V output



In this mode electronic ballast units and transformers with a 1-10V interface up to a total control current of 40 mA can be controlled when connected to an universal dimmer switch EUD12D or MFZ12PMD.

The EUD12D or the MFZ12PMD is controlled with pushbuttons at the universal control voltage input locally or centrally. The SUD12 converts the dimmer signals from Y1/Y2 to the 1-10V output O/Q1 for the interface.

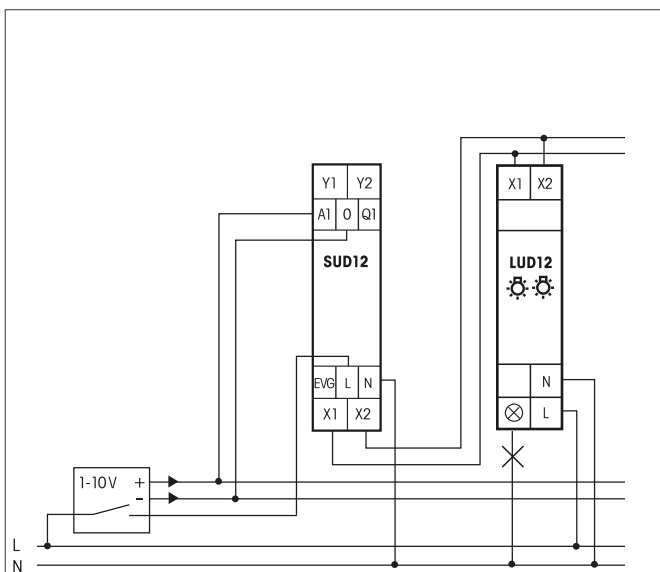
It switches the electronic ballast with a bistable relay at the output EVG (electronic ballast units). **Zero passage switching to protect contacts.** The switching capacity for fluorescent lamps or low voltage halogen lamps with electronic ballast is up to 600 VA.

By using a bistable relay coil power loss and heating is avoided even in the on mode.

The switched load may not be connected to the mains before the short automatic synchronisation after installation has terminated.

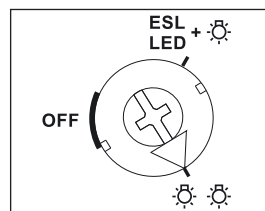
At the same time a directly dimmable lamp can be connected to the dimmer switch EUD12D. Furthermore the dimmer switch EUD12D or MFZ12PMD can be expanded with capacity enhancers LUD12 for directly dimmable lamps as described on page 9-7.

1-10V input



In this mode the output of a 1-10V controller can be converted at A1/O into a direct dimming function when connected to a capacity enhancer LUD12 at terminals X1/X2. The closing operation and the opening operation is also carried out externally at L of the SUD12.

The rotary switch of the LUD12 must be adjusted to the setting (additional lamps).



Further capacity enhancers LUD12 in the mode "increase of capacity with additional lamps" can be connected to the controller SUD12 as described on page 9-8.

A 100K potentiometer for brightness control may also be directly connected to the control input A1/O. If the input A1/O is disconnected the LUD12 dims to maximum brightness.

Technical data page 9-27.

Housing for operating instructions
GBA12, see accessoires, chapter Z.

SUD12/1-10V 1 NO contact 600VA

EAN 4010312108116

52,30 €/pc.