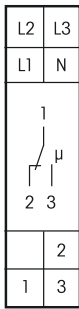


MAINS MONITORING SWITCH MONITORING THE ROTATING FIELD NR12-001-3X230V



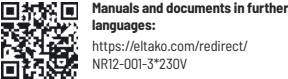
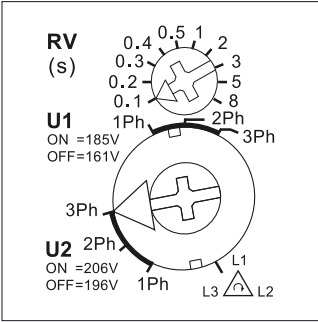
# NR12-001-3X230V



**1 CO contact potential free 10 A/250 V AC. 230 V LED lamps up to 200 W, incandescent lamp load 2000 W. Standby loss 0.8 watt only.**

Modular device for DIN 60715 TH35 rail mounting.  
1 module =18 mm wide, 58 mm deep.  
**Designed to monitor 230 V AC voltage between 1 to 3 phase conductors and neutral and to monitor the rotating field (clockwise) in the switch positions 2 Ph and 3 Ph.**  
In the position only the rotating field is monitored, independent from the mains voltage.  
Supply voltage L1-N 180-250 V/50 Hz.  
In case of failure of L1 the switch releases immediately without delay.  
With the lower rotary switch on the front two operate voltages resp. dropout voltages can be set and the number of monitored phase conductors must be selected.  
**U1:** 161 V dropout voltage and 185 V operate voltage.  
**U2:** 196 V dropout voltage and 206 V operate voltage as per VDE 0100, part 718 (formerly: VDE 0108, part 1).  
Voltage applied signalled by LED. At wrong polarity or in case of a missing phase conductor the LED flashes rapidly. Only applies to 2- and 3-phase operation.  
Release delay **RV** settable with the upper rotary switch from 0.1 to 8 sec.  
The LED flashes slowly during the release delay time period. Operate delay 0.5 sec.  
**Maximum fusing 16 A.**

Function rotary switches



Technical data page 14-9.  
Housing for operating instructions  
GBA14 page 1-48 chapter 1.

NR12-001-3x230V	Mains monitoring switch monitoring the rotating field, 1 CO contact 10 A	Art. No. 22001330	61,20 €/pc.
-----------------	--	-------------------	-------------