

# NLZ61NP-UC



**1 NO contact not potential free 10 A/250 V AC. Standby loss 0.7 watt only.**

Built-in device for installation. 45 mm long, 45 mm wide, 18 mm deep.

**Zero passage switching** to protect contacts and consumers.

State-of-the-art hybrid technology combines advantages of nonwearing electronic control with high capacity of special relays.

8 to 230 V UC universal control voltage, electrically isolated from the 230 V supply voltage and switching voltage.

**By using a bistable relay coil power loss and heating is avoided even in the on mode.**

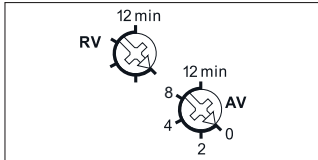
The switched consumer may not be connected to the mains before the short automatic synchronisation after installation has terminated. The top rotary switch varies the off-delay time from 1 to 12 minutes.

Operating delay settable from 0 to 12 minutes with the lower rotary switch.

**Function:** When the control contact (light switch) is closed the operating delay AV starts (if not set '0 minutes'), on time-out the fan is switched on. The set release delay RV (delay time) starts when the control contact opens and if a set operating delay has elapsed. The fan switches off on time-out.

**This off-delay timer can be controlled by all dimmer switches EUD12 and EUD61 even in the minimum dimming position.**

## Function rotary switches

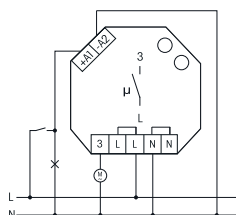


Standard setting ex works.

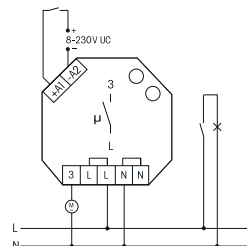


Manuals and documents in further languages:  
<https://eltako.com/redirect/NLZ61NP-UC>

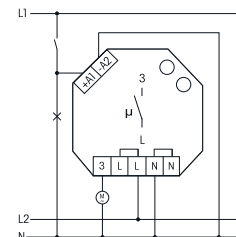
## Typical connections



Fan control through light switch



Fan control through ultra low voltage door contact, light is controlled separately



Fan control through light switch in case of different potentials on switch and fan

Technical data page 15-13.

<b>NLZ61NP-UC</b>	Off-delay timer, 1 NO contact 10A	<b>Art. No. 61100704</b>	<b>56,80 €/pc.</b>
-------------------	-----------------------------------	--------------------------	--------------------