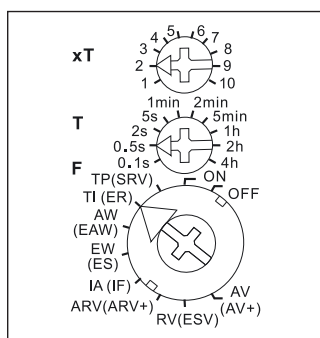


ANALOGUE SETTABLE MULTIFUNCTION TIME SWITCH MFZ12DX-UC WITH 18 FUNCTIONS

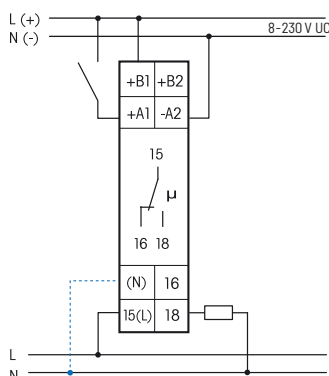


Function rotary switches



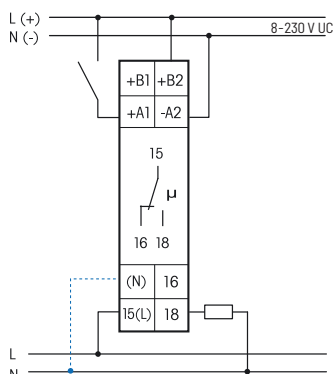
Typical connection

Level of setting 1, Functions F



Typical connection

Level of setting 2, Functions (F)



If N is connected, the zero passage switching is active.



Manuals and documents in further languages:
<https://eltako.com/redirect/MFZ12DX-UC>

Technical data page 13-22.
Housing for operating instructions
GBA14 page 1-48 chapter 1.

Recommended retail prices excluding VAT.

MFZ12DX-UC



1 CO contact potential free 10 A/250 V AC. 230 V LED lamps up to 200 W, incandescent lamps 2000 W*.
Standby loss 0.02-0.6 watt only.

Modular device for DIN-EN 60715 TH35 rail mounting. 1 module = 18 mm wide, 58 mm deep.

With the patented ELTAKO Duplex technology (DX) the normally potential-free contacts can still switch in zero passage when switching 230 V AC 50 Hz and therefore drastically reduce wear. Simply connect the neutral conductor to the terminal (N) and L to 15(L) for this. This gives an additional standby consumption of only 0.1 Watt.

Universal control voltage from 12 to 230 V UC. Supply voltage same as control voltage.

Time setting between 0.1 second and 40 hours.

By using a bistable relay coil power loss and heating is avoided even in the on mode.

The switched consumer may not be connected to the mains before the short automatic synchronisation after installation has terminated.

According to the connection of the power supply to the terminals B1-A2 or B2-A2 **two different levels of settings** can be selected:

Functions F with connection of the power supply to B1-A2 (description page 13-21)

(Standby loss 0.02-0.4 W)

- RV** = off delay
- AV** = operate delay
- TI** = clock generator starting with impulse
- TP** = clock generator starting with pause
- IA** = impulse controlled operate delay (e.g. automatic door opener)
- EW** = fleeting NO contact
- AW** = fleeting NC contact
- ARV** = operate and release delay
- ON** = permanent ON
- OFF** = permanent OFF

Functions (F) with connection of the power supply to B2-A2 (description page 13-21)

(Standby loss 0.02-0.6 W)

- SRV** = release-delay impulse switch
- ER** = relay
- EAW** = fleeting NO contact and fleeting NC contact
- ES** = impulse switch
- IF** = pulse shaper
- ARV+** = additive operate and release delay
- ESV** = impulse switch with release delay and switch-off early-warning function
- AV+** = additive operate delay
- ON** = permanent ON
- OFF** = permanent OFF

The LED below the big rotary switch indicates the contact position while time-out is in progress. It blinks while the relay contact 15-18 is open (15-16 closed), and is continuously ON as long as the relay contact 15-18 is closed (15-16 open).

The time base T is selected by means of the middle, latching rotary switch **T**. Time-base figures available are 0.1 seconds, 0.5 seconds, 2 seconds, 5 seconds, 1 minute, 2 minutes, 5 minutes, 1 hour, 2 hours and 4 hours. The total time is obtained by multiplying the timebase by the multiplier.

The multiplier xT is set on the upper, latching rotary switch **xT** and is in the range from 1 to 10. Thus, time settings can be selected in the range from 0.1 second (time base 0.1 second and multiplier 1) and 40 hours (time base 4 hours and multiplier 10).

* The maximum load can be used starting at a delay time or clock cycle of 5 minutes.

The maximum load will be reduced for shorter times as follows: up to 2 seconds 15%, up to 2 minutes 30%, up to 5 minutes 60%.

| | | | |
|-------------------|------------------------------------------------------------------|--------------------------|--------------------|
| MFZ12DX-UC | Analogue settable multifunction time switch 1 CO contact 10 A | Art. No. 23001005 | 65,22 €/pc. |
|-------------------|------------------------------------------------------------------|--------------------------|--------------------|