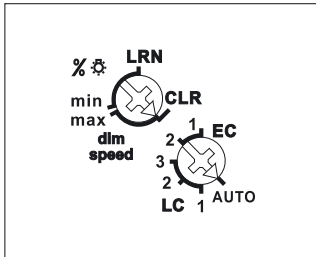


FUD61NPN-230V



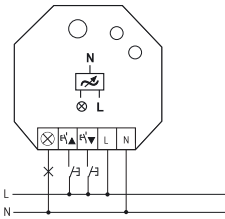
Universal dimmer switch, 300 W power MOSFET. Automatic lamp detection. Only 0.7 watt standby loss. With adjustable minimum brightness or dimming speed. With switching operation for light alarm clocks, children's rooms and snooze function. Additionally with light scene control. Encrypted wireless, bidirectional wireless and repeater function are switchable.

Function rotary switches

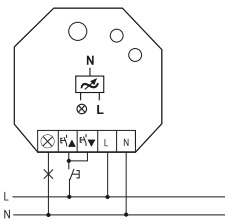


Standard setting ex works.

Typical connections



with direction pushbutton



with universal pushbutton

For installation. 45 mm long, 45 mm wide, 33 mm deep.

Universal dimmer switch for lamps up to 300 W, dependent on ventilation conditions. Dimmable energy saving lamps ESL and dimmable 230 V-LED lamps, additionally dependent on the lamps electronics.

Zero passage switching with soft ON and soft OFF to protect lamps.

Supply voltage, switching voltage and control voltage local 230 V. No minimum load.

The brightness level is stored on switch-off (memory).

In case of a power failure the switch position and the brightness stage are stored and may be switched on when the power supply is restored.

Automatic electronic overload protection and overtemperature switch-off.

You can teach in encrypted sensors.

You can switch on **bidirectional wireless** and/or a **repeater** function.

Every change in state and incoming central command telegrams are then confirmed by a wireless telegram. This wireless telegram can be taught into other actuators like the FSR61NP-230V, universal displays and the GFVS software. The current dimming value is also displayed in % in the GFVS software.

The minimum brightness (fully dimmed) or the dimming speed is adjustable **with the upper %/dimming speed rotary switch.**

The lower rotary switch determines the operation, whether the automatic lamp detection or special comfort positions should act:

AUTO allows the dimming of all light species.

EC1 is a comfort position for energy saving lamps which must be switched on with increased power dependent on the construction, so they will also switch on again safely in cold condition when dimmed down.

EC2 is a comfort position for energy saving lamps which will not be switched on again when dimmed down dependent on the construction. Memory is switched off in this position.

LC1 is a comfort position for dimmable 230 V LED lamps which are not being dimmed down enough when set to AUTO (trailing phase angle) dependent on the construction and must therefore be forced to leading phase angle.

LC2 and **LC3** are comfort positions for dimmable 230 V LED lamps like LC1, but with different dimming curves.

In positions EC1, EC2, LC1, LC2 and LC3 no inductive (wound) transformers should be used. In addition, the maximum number of dimmable LED lamps can be lower than in the AUTO position dependent on the construction.

The pushbuttons can be either taught-in as direction pushbuttons or universal pushbuttons: As

direction pushbutton 'switch on and dim up' is on one side and 'switch off and dim down' on the other side. A double-click on the switch on side triggers the automatic dimming up to full brightness with dim speed time. A double-click on the switch off side triggers the snooze function. The children's room function is triggered on the switch on side. **As a universal pushbutton** the direction change is made by briefly releasing the pushbutton.

For light scene control, light alarm circuit, children's room circuit and sleep timer, refer to the operator manual.

The LED performs during the teach-in process according to the operating instructions. It shows wireless control commands by short flickering during operation.

Technical data page T-3.

FUD61NPN-230V	Wireless actuator Universal dimmer switch	EAN 4010312300299	102,90 €/pc.
----------------------	--	-------------------	---------------------