

WIRELESS PUSHBUTTON ENCRYPTION ROCKER FTVW



Manuals and documents in further languages:
<https://eltako.com/redirect/FTVW>


FTVW

The wireless pushbutton encryption rocker FTVW can be used to activate and deactivate the encryption of Eltako wireless pushbuttons, hand-held wireless transmitters and wireless remote control with batteryless and cordless EnOcean wireless modules. This excludes the tap-radio® pushbuttons and handheld transmitters using the EnOcean module PTM210.

First, remove the rockers. The wireless modules must be removed from wireless mini hand-held transmitters FMH8 and placed on a flat surface.

Activate encryption:


The label **encryption ON** on the FTVW is located on the top side.



Press the encryption rocker on the wireless module and press the rocker twice.


Deactivate encryption:

The label **encryption OFF** on the FTVW is located on the top side.



Press the encryption rocker on the wireless module and press the rocker once.

Teach-in of encryptable EnOcean wireless modules is described in the operating instructions for encryptable actuators.

This is identified by the pictogram .

FTVW	Wireless pushbutton encryption rocker, white	Art. No. 30000016	2,10 €/pc.
------	--	-------------------	------------