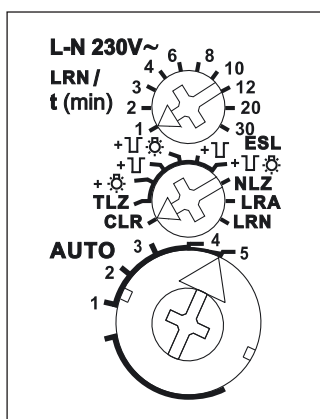


Function rotary switches



Standard setting ex works.

Further settings can be made using the PC Tool PCT14 (see page 1-5).



Manuals and documents in further languages:
<https://eltako.com/redirect/FTN14>

Connection example page 1-49.
Technical data page 1-51.
Housing for operating instructions
GBA14 page 1-48.

FTN14



Staircase off-delay timer, 1 NO contact not potential free 16 A/250 V AC, 230 V LED lamps up to 400 W, incandescent lamps up to 2000 watts, switch-off early warning and switchable pushbutton permanent light. Also for energy saving lamps ESL up to 200 Watt. Bidirectional. Only 0.2 watt standby loss.

Modular device for DIN-EN 60715 TH35 rail mounting.

1 module = 18 mm wide, 58 mm deep.

Connection to the ELTAKO RS485 bus. Bus cross wiring and power supply with jumper.

Switching voltage 230 V.

Zero passage switching to protect contacts and consumers.

If a power failure occurs, the switching state is retained. The time lapse to switch off starts when the power supply is restored.

In addition to the bus control input, this staircase off-delay timer can also be controlled locally by a conventional 230 V control switch. Glow lamp current up to 5 mA, dependent on the ignition voltage of the glow lamps.

The upper rotary switch LRN is required for teach-in. Then the off-delay 1 to 30 minutes can be set. Wireless pushbuttons and/or wireless motion-brightness sensors FBH will be taught-in **with the middle rotary switch** in the setting LRN, of which one or more are central control pushbuttons. The required function of this staircase off-delay timer can then be selected:


NLZ = off-delay timer with adjustable operate delay


TLZ = staircase time switch


ESL = staircase time switch for energy saving lamps ESL


+  = with pushbutton permanent light (only TLZ)

+  = with switch-off early warning (TLZ + ESL)

+  = with pushbutton permanent light and switch-off early warning (TLZ + ESL)

If the permanent light function  is switched on, the function can be activated by pressing the push-button for longer than 1 second. This function switches off automatically after 60 minutes or by pressing the pushbutton for longer than 2 seconds.

If the switch-off early warning  is switched on, the light starts to flicker approx. 30 seconds before time-out. This is repeated three times at decreasing time intervals.

If both switch-off early warning and pushbutton permanent light  are switched on, switch-off early warning is activated before automatic switch-off of the permanent light.

A response delay (AV delay) can be set **with the lower rotary switch** at setting NLZ or when controlled with a switch. Setting AUTO1 = 1 s, AUTO2 = 30 s, AUTO3 = 60 s, AUTO4 = 90 s and AUTO5 = 120 s (clockwise). Also permanent light function can be set manually.

But if you activate by pressing a button at NLZ, the device switches on when pressed once and the time lapse to switch-off starts when pressed twice.

When teaching-in **wireless motion/brightness sensors FBH**, the switching threshold is defined on the last FBH taught-in to switch the light on/off depending on the brightness – provided motion is detected.

The off delay set on the FTN14 is prolonged by a setting of 1 minute fixed in the FBH.

When teaching-in **window/door contacts FTK**, a NC or NO can be taught-in as required. Accordingly, the timing period starts when opening or closing the window or the door.

If **switches for permanent operation** are taught-in, for example wireless transmitter modules or FTS14EM, it is switched on when pressing and the time will be started when releasing.

The LED below the upper function rotary switch performs during the teach-in process according to the operating instructions. It shows control commands by short flickering during operation.

FTN14	RS485 bus actuator Staircase off-delay timer	Art. No. 30014011	58,40 €/pc.
--------------	---	--------------------------	--------------------