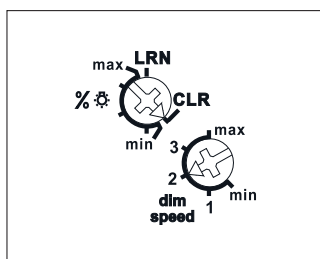
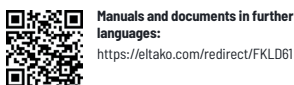
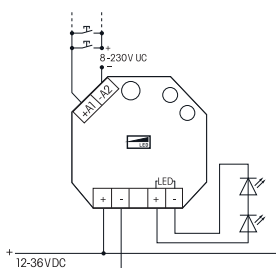


**Function rotary switches**



Standard setting ex works.

**Typical connection**



# FKLD61



**DC constant current source for LEDs up to 1000 mA or 30 watts. Only 0.3 watt standby loss. With adjustable minimum brightness and dimming speed. With switching operation for children's rooms and snooze function. Also with light scene control by PC or wireless pushbuttons. Encrypted wireless and repeater function are switchable.**

For installation. 45 mm long, 45 mm wide, 33 mm deep.  
 The nominal output current can be set with a jumper on the circuit board:  
 no connection: 350 mA; flush right (Pin 2-3 connected): 700 mA; flush left (Pin 1-2 connected): 1000 mA.  
 Factory settings 700 mA. The input voltage ranges from 12 V DC to 36 V DC maximum. The input voltage must be selected to the sum of the LED at the output voltage, so that the current control can operate. This deviation must be at least 6 volts. The total power output current x output voltage should not exceed 30 watts.

A pulse resistant DC power supply unit is required, which provides the necessary voltage and required current of the LED light(s).

**Universal control voltage input 8 to 230 V UC**, electrically isolated from the 230 V supply voltage and switching voltage.

The brightness level is stored on switch-off (memory).

In case of a power failure the switch position and the brightness stage are stored and may be switched on when the power supply is restored.

Automatic electronic overload protection and overtemperature switch-off.

**You can teach in encrypted sensors.**

You can switch on **bidirectional wireless** and/or a **repeater** function.

The minimum brightness (fully dimmed) is adjustable **with the upper % rotary switch**.

In the setting LRN up to 35 pushbuttons can be assigned, of which one or more central pushbuttons.

The dimming speed can be adjusted **with the lower dimming speed rotary switch**.

In addition to the wireless control input via an internal antenna, this universal dimmer switch can also be controlled locally by a conventional 230 V control switch if fitted previously. A short interruption of control changes the direction of dimming. Short control commands switch on/off.

**The pushbuttons can be either taught-in as direction pushbuttons or universal pushbuttons: As direction pushbutton** 'switch on and dim up' is on one side and 'switch off and dim down' on the other side. A double-click on the switch on side triggers the automatic dimming up to full brightness with dim speed time. A double-click on the switch off side triggers the snooze function. The children's room function is triggered on the switch on side. **As a universal pushbutton** the direction change is made by briefly releasing the pushbutton. With switching operation for children's rooms and snooze function.

**Central pushbutton 'on'** switches on with memory value. **Central pushbutton 'off'** switches off.

**Switching operation for children's rooms** (universal pushbutton or direction pushbutton on the switch-on side): If the light is switched on by holding down the pushbutton, it starts at the lowest brightness level after approx. 1 second and dims up slowly as long as the pushbutton is held down without modifying the last stored brightness level.

**Snooze function** (universal pushbutton or direction pushbutton on the switch-off side): With a double impulse the lighting is dimmed down from the current dimming position to the minimum brightness level and switched off. The current dimming position as well as the adjustable minimum brightness level determine the dimming time (max. = 60 minutes) which can be reduced as required. It can be switched off at any time by short-time control commands during the lighting is dimmed down.

**Light scenes via app** are set and retrieved using the controller.

**Lights scenes with wireless pushbuttons** are taught in on the FKLD61 device. Up to four brightness values which can be taught-in in light scene pushbuttons with double rocker.

A **FBH** can either be taught-in as a movement detector with/without twilight switch or a **FAH** as a twilight switch according to the operating instructions.

**The LED** performs during the teach-in process according to the operating instructions. It shows wireless control commands by short flickering during operation.

Technical data page T-3.

<b>FKLD61</b>	Wireless actuator Constant current LED dimmer switch	<b>Art. No. 30100836</b>	<b>106,10 €/pc.</b>
---------------	---	--------------------------	---------------------