
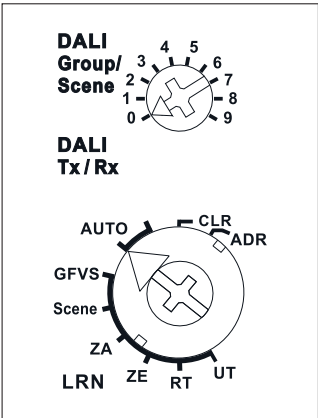


RS485 BUS DALI GATEWAY FOR RAIL MOUNTING FDG14

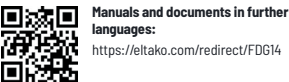


Function rotary switches



Standard setting ex works.

Further settings can be made using the PC Tool PCT14 (see page 1-5).



Housing for operating instructions
 GBA14 page 1-51.

FDG14



RS485 bus DALI gateway for DIN-EN 60715 TH35 rail mounting, bidirectional.
Only 1 watt standby loss.

Modular device for DIN-EN 60715 TH35 rail mounting. 2 modules = 36 mm wide, 58 mm deep.

Connection to the ELTAKO RS485 bus. Bus cross wiring and power supply with jumper.

Operation in conjunction with FAM14.

Power supply 230 V at terminals N and L.

16 V DC/130 mA can be connected to the DALI terminals +/- for up to 64 DALI devices.

The gateway FDG14 controls DALI devices with EnOcean wireless transmitters via the FAM14.

As of production week 14/16 **Groups 0-15** can be controlled and the **broadcast command** can be sent. In addition **DALI scenes 0-15** can be controlled.

DALI installations, which are to be fully controlled with the FDG14, must be configured in groups 0-15.

FDG14 internally saves the dimming value for each of the groups 0-15 and supplies this value as feedback.

The same feedback telegrams are generated as for an FUD14. The FDG14 occupies 16 BR14 device addresses.

The feedbacks of the device addresses correspond to the dimming values of the DALI groups 0-15 in ascending order. Feedbacks can be converted by the PCT14 for each individual group of dimming value telegrams

(%) to pushbutton telegrams (ON/OFF). Feedbacks can then control BR14 actuators. The FDG14 fulfils the

function of the DALI master and the DALI power supply. The rotary switches can only teach in pushbuttons

for groups 0-8 and DALI scenes 0-9. Activation telegrams for groups 9-15 and scenes 10-15 are only possible

by entries in PCT14.

As of Production Week 30/19, the FDG14 can be used as a single-channel device '**FDG14-Broadcast**'.

This is defined when the device address is issued.

Important: Wireless pushbuttons always need to be double-clicked when they are taught-in manually in the FDG14. CLR only needs a single click.

A direction pushbutton or universal pushbutton with identical ID and identical pushbutton can be taught in several times in different groups. The group last selected is always valid. Therefore, a pushbutton can either

switch only one group or broadcast to all groups.

One FBH per group can also be taught in. With a manual teach-in this always acts dependent on brightness.

With PCT14 you can also set the brightness threshold.

The delay time for switch-off after no motion is detected can be set together in minutes (1 ... 60) for the FBH

devices of all groups. The default is 3 minutes.

FDG14	RS485 bus DALI gateway for rail mounting	Art. No. 30014047	95,60 €/pc.
-------	--	-------------------	-------------