



## **Active and passive wireless sensors for flat frames in E-Design**

*Modern in design, varied in use.*

**Products and prices 2019**



# Active and passive wireless sensors for flat frames in E-Design

## Flat frames in E-Design

After the success of the Eltako German Safety sockets in the E-Design for flat frames, now there is also an extensive program of active and passive sensors in the elegant flat design in our product range.

As with the sockets, the sensors fit seamlessly into the existing program.

Unobtrusively, these perform the control of the smart home, without disturbing the harmony of the room.

## Active wireless sensors

Wireless sensors which check their own ambient parameters and send wireless telegrams automatically are called active sensors. The ambient parameters include brightness, temperature or humidity.

The devices check and transmit either continuously or at defined time intervals to save battery power.

Wireless telegram receivers can be either actuators which trigger operations irrespective of their settings or indicators for measured parameters.

## Passive wireless sensors

Wireless sensors which only transmit wireless telegrams when triggered manually are called passive sensors. They are mainly wireless pushbuttons.

Wireless telegram receivers are normally actuators which trigger operations irrespective of their settings.

A special case involves pushbutton actuators where a pushbutton is combined with an actuator and can teach in other wireless pushbuttons.



# Index

## Active wireless sensors for E-Design flat frames

Wireless motion/brightness sensor with solar cells and battery <a href="#">FBHF65SB-wg</a>	6
Wireless humidity temperature sensor with battery <a href="#">FFTF65B-wg</a>	6
Wireless temperature controller with solar cells and battery <a href="#">FTRF65SB-wg</a>	7
Wireless temperature controller <a href="#">FTRF65HB-wg</a>	7

## Passive wireless sensors for E-Design flat frames

Wireless 1-way flat pushbutton with energy generator pure white glossy <a href="#">F1FT65-wg</a>	8
Wireless 2-way flat pushbutton with energy generator pure white glossy <a href="#">F2FT65-wg</a>	8
Wireless 4-way flat pushbutton with energy generator pure white glossy <a href="#">F4FT65-wg</a>	8
Wireless 2-channel central control pushbutton <a href="#">F2FZT65B-wg</a>	9
Wireless 2-way flat pushbutton with battery, pure white glossy <a href="#">F2FT65B-wg</a>	9
Wireless 4-way flat pushbutton with battery, pure white glossy <a href="#">F4FT65B-wg</a>	9
Wireless 1-way rotary switch flat <a href="#">FDTF65B-wg</a>	10
<b>NEW</b> Wireless flat pushbutton actuator dimming <a href="#">FFTA65D-wg</a>	11
<b>NEW</b> Wireless flat pushbutton actuator dimming w/o N connection <a href="#">FFTA65DL-wg</a>	11
<b>NEW</b> Wireless flat pushbutton actuator shading <a href="#">FFTA65J-wg</a>	12
<b>NEW</b> Wireless flat pushbutton actuator light switch <a href="#">FFTA65L-wg</a>	12
Bus 4-way flat pushbutton pure white glossy zu FTS14TG <a href="#">B4FT65-wg</a>	13

## E-Design flat frames and accessories

E-Design flat frames <a href="#">RF1E</a> , <a href="#">RF2E</a> , <a href="#">RF3E</a> and <a href="#">RF4E</a>	14
Blind cover <a href="#">BLA65F</a>	15
Fused safety socket flat <a href="#">DSS65F</a>	15
Covers <a href="#">TAE65F/3</a> , <a href="#">TV65F/2</a> , <a href="#">TV65F/3</a>	16
Covers <a href="#">TV65F/4</a> , <a href="#">UAE65F/2</a>	17
Cover grey <a href="#">FSAF-gr</a>	17
Rockers and double rockers laser engraved for E-Design flat pushbuttons <a href="#">W + DW</a>	18
Laser Engraving Overview	19
Wireless pushbutton encryption rocker <a href="#">FTVW</a>	22
Wireless encryption plug <a href="#">FVST</a>	23

## Active wireless sensors for E-Design flat frames



### **FBHF65SB-wg** Wireless motion/brightness sensor

**Wireless motion/brightness sensor with flat frames pure white glossy for single mounting 84x84x20/9 mm over a flush box or mounting into the E-design switching system. Power supply with the integrated solar cell and battery (lifetime 4-5 years). Smart Home sensor.**

In the FBH mode factory setting, the sensor sends a ‚Motion‘ telegram every 60 seconds when motion is detected. If no more motion is detected, a ‚No motion‘ telegram is sent after 2 minutes. At the same time as motion or no motion is detected, brightness values are sent to the Eltako building wireless system.

The sensor sends a status message cyclically about every 17 minutes.

The power supply is an internal 3V CR2032 button cell and has a service life of several years. The battery is backed by the two solar cells which extend the service life of the battery provided there is sufficient light.

**Mounting over a 55 mm flush box. 20 mm over and 9 mm into the box.**

We recommend stainless-steel countersunk screws 2.9x25 mm, DIN 7982 C, for screw connections. Both with rawl plugs 5x25 mm and with 55 mm switch boxes. The scope of supply includes an adhesive film, 2 pcs stainless steel countersunk head screws 2.9x25 mm and rawl plugs 5x25 mm.

The wireless sensor can be taught in the actuators listed below and in the Wireless Building Visualisation and Control Software: F4HK14, FGM, FHK14, FHK61, FLC61, FSG14, FSG71, FSR14, FSR61, FSR71, FTN14, FTN61, FUD14, FUD61, FUD71, FZK14, FZK61, TF61D, TF61L, TF100D, TF100L

<b>FBHF65SB-wg</b>	Wireless motion/brightness sensor with solar cells and battery, pure white glossy	EAN 4010312318591	<b>85,90 €/pc.</b>
--------------------	---	-------------------	--------------------



### **FFTF65B-wg** Wireless humidity temperature sensor

**Wireless humidity temperature sensor with flat frames pure white glossy for single mounting 84x84x17/9 mm over a flush box or mounting into the E-design switching system. With battery (lifetime 5 years). Smart Home sensor.**

The humidity temperature sensor measures constantly the relative humidity between 0 and 100% ( $\pm 5\%$ ) and the temperature between  $-20$  and  $+60^{\circ}\text{C}$  ( $\pm 0.5^{\circ}\text{C}$ ).

The wireless humidity temperature sensor sends every 10 minutes a data telegram to the Eltako wireless building system. This interval can be reduced to 5 minutes by changing the position of the jumper. Remove the front panel.

Evaluation over the EnOcean controller MiniSafe, SafeIV, TouchIV, etc. with the Eltako wireless app GFA4.

We recommend stainless-steel countersunk screws 2.9x25 mm, DIN 7982 C, for screw connections. Set of 2 stainless-steel countersunk screws 2.9x25 mm and plugs 5x25 mm are enclosed.

The power supply is an internal 3V CR2032 button cell and has a service life of several years. Just remove the front panel to change the button cell.

**Mounting over a 55 mm flush box. 17 mm over and 9 mm into the box.** Screw on the mounting plate. Then snap on the frame, pull out the battery insulation and snap on the front panel.

The wireless sensor can be taught in the actuators listed below and in the Wireless Building Visualisation and Control Software: FAE14, FHK14, F4HK14, F2L14, FHK61, FME14

<b>FFTF65B-wg</b>	Wireless humidity temperature sensor with battery, pure white glossy	EAN 4010312318607	<b>73,10 €/pc.</b>
-------------------	--	-------------------	--------------------



## FTRF65SB-wg Wireless temperature controller

**Wireless temperature controller with hand wheel pure white glossy for single mounting 84x84x20/9 mm over a flush box or mounting into the E-design switching system. Power supply with the integrated solar cell and battery (lifetime 5 years). Smart Home sensor.**

The temperature controller can be taught in the actuators heating/cooling relay FHK or TFR61 and the Visualisation and Control Software GFVS.

The temperature controller sends a message to the Eltako Wireless Building system when a change of min. 0.15°C occurs in the setpoint temperature within 60 seconds. If no change occurs, a status message is sent every 5 minutes.

A jumper defines the function mode. In the mode TF61 only ON or OFF are sent, in the mode FHK the measured and set temperature are sent.

Measurement accuracy is approx. 1°C.

The **reference temperature** that ranges from +12°C to +28°C is changed using the hand wheel. In the ❄️ position, the set temperature is 8°C (frost protection).

We recommend stainless-steel countersunk 2.9x25 mm, DIN 7982 C, for screw connections. Both with rawl plugs 5x25 mm and with 55 mm switch boxes.

Set of 2 stainless-steel countersunk screws 2,9x25 mm and plugs 5x25 mm are enclosed.

An internal 3V button cell CR2032 assumes the power supply for several years.

To replace the button cell, all you need to do is remove the front panel and the rotary knob.

The wireless sensor can be taught in the actuators listed below and in the Wireless Building Visualisation and Control Software: FAE14, FHK14, F4HK14, F2L14, FHK61, FME14, TF61R

<b>FTRF65SB-wg</b>	Wireless temperature controller with solar cells and battery, pure white glossy	EAN 4010312318614	<b>83,30 €/pc.</b>
--------------------	---	-------------------	--------------------



## FTRF65HB-wg Wireless temperature controller

**Wireless temperature controller with hand wheel pure white glossy for single mounting 84x84x20/9 mm over a flush box or mounting into the E-design switching system. Power supply with battery (lifetime 4 years). Smart Home sensor.**

The temperature controller can be taught-in in TF61R, FHK (wireless heating/cooling relay), and in the GFVS.

The temperature controller sends a message to the Eltako Wireless Building system when a change of min. 0.15°C occurs in the setpoint temperature within 60 seconds. If no change occurs, a status message is sent every 5 minutes.

A jumper defines the function mode. In the mode TF61 only ON or OFF are sent, in the mode FHK the measured and set temperature are sent.

Measurement accuracy is approx. 1°C.

The **reference temperature** that ranges from +12°C to +28°C is changed using the hand wheel. In the ❄️ position, the set temperature is 8°C (frost protection).

We recommend stainless-steel countersunk 2.9x25 mm, DIN 7982 C, for screw connections. Both with rawl plugs 5x25 mm and with 55 mm switch boxes.

Set of 2 stainless-steel countersunk screws 2,9x25 mm and plugs 5x25 mm are enclosed.

An internal 3V button cell CR2032 assumes the power supply for several years.

To replace the button cell, all you need to do is remove the front panel and the rotary knob.

The wireless sensor can be taught in the actuators listed below and in the Wireless Building Visualisation and Control Software: FAE14, FHK14, F4HK14, F2L14, FHK61, FME14, TF61R

<b>FTRF65HB-wg</b>	Wireless temperature controller with battery, pure white glossy	EAN 4010312318973	<b>75,20 €/pc.</b>
--------------------	---	-------------------	--------------------

## Passive wireless sensors for E-Design flat frames



**F1FT65-wg**

**Wireless 1-way flat pushbutton with energy generator**

Wireless 1-way flat pushbutton for single mounting 84x84x11 mm or mounting into the E-design switching system. Generates the power for wireless telegrams itself when the button is pressed, therefore there is no connecting wire and no standby loss. Smart Home sensor.

**F1FT65-wg**

Wireless flat pushbutton without battery or wire, pure white glossy

EAN 4010312315958

**37,90 €/pc.**



Wireless flat pushbutton with rocker

**F2FT65-wg**

**Wireless 2-way flat pushbutton with energy generator**

Wireless 2-way flat pushbutton for single mounting 84x84x11/7 mm over a flush box or mounting into the E-design switching system. Generates the power for wireless telegrams itself when the button is pressed, therefore there is no connecting wire and no standby loss. With rocker. Smart Home sensor.

**F2FT65-wg**

Wireless 2-way flat pushbutton

EAN 4010312319307

**39,80 €/pc.**



Wireless flat pushbutton with double rocker

**F4FT65-wg**

**Wireless 4-way flat pushbutton with energy generator**

Wireless 4-way flat pushbutton for single mounting 84x84x11/7 mm over a flush box or mounting into the E-design switching system. Generates the power for wireless telegrams itself when the button is pressed, therefore there is no connecting wire and no standby loss. With rocker and double rocker. Smart Home sensor.

**F4FT65-wg**

Wireless 4-way flat pushbutton

EAN 4010312318485

**39,80 €/pc.**





Funk-Flachtaster mit Wippe lasergraviert

**F2FZT65B-wg** Wireless 2-way central control flat pushbutton

Wireless 2-way flat pushbutton for single mounting 84x84x11 mm or mounting into the E-design switching system. Whisper quiet and with battery (lifetime 5-8 years). With rocker laser engraved. Smart Home sensor.

<b>F2FZT65B-wg</b>	Wireless 2-way central control flat pushbutton without wire, pure white glossy	EAN 4010312318775	<b>45,60 €/pc.</b>
--------------------	--	-------------------	--------------------




Wireless flat pushbutton with rocker

**F2FT65B-wg** Wireless 2-way flat pushbutton

Wireless 2-way flat pushbutton for single mounting 84x84x11 mm or mounting into the E-design switching system. Silent and with battery (lifetime 5-8 years). With rocker. Smart Home sensor.

<b>F2FT65B-wg</b>	Wireless 2-way flat pushbutton without wire, pure white glossy	EAN 4010312319314	<b>53,60 €/pc.</b>
-------------------	--	-------------------	--------------------



Wireless flat pushbutton with double rocker

**F4FT65B-wg** Wireless 4-way flat pushbutton

Wireless 4-way flat pushbutton for single mounting 84x84x11 mm or mounting into the E-design switching system. Whisper quiet and with battery (lifetime 5-8 years). With rocker and double rocker. Smart Home sensor.

<b>F4FT65B-wg</b>	Wireless 4-way flat pushbutton without wire, pure white glossy	EAN 4010312315989	<b>53,60 €/pc.</b>
-------------------	--	-------------------	--------------------

## Passive wireless sensors for E-Design flat frames



### **FDTF65B-wg** Wireless 1-way rotary switch flat

**1-way wireless rotary switch flat for single mounting 84x84x11/9 mm over a flush box or mounting into the E-design switching system. With battery (lifetime 2-8 years). Smart Home sensor.**

**The scope of supply comprises a mounting base with snapped-on electronics, a frame R1E and a cover panel with rotary knob.**

**All Eltako wireless dimmers can be controlled by this wireless rotary switch, and from week 03/2017, also the wireless switching actuators FSR61, TF61L and TF100L.**

The rotary switch sends dimming values (brightness values) to the dimming actuator. At switching off over the rotary switch, this value is stored into it.

If several rotary switches are taught in in the same dimming actuator, and dimming commands are alternatively sent from different ones, it can be that brightness jumps appears during the dimming process.

To teach-in the wireless rotary switch to the actuators, remove the rotary knob.

The power supply is an internal 3V CR2032 button cell and has a service life of several years.

To replace the button cell, just remove the front panel and the rotary knob.

**Only assemble on a flat surface:**

Screw on mounting base or stick it on using the enclosed adhesive foil. Then snap on the frame, remove the battery insulation, plug on the rotary knob and snap on the front panel.

We recommend stainless-steel countersunk screws 2.9x25mm, DIN 7982 C, for screw connections. Both with rawl plugs 5x25mm and with 55mm switch boxes. Set of 2 stainless-steel countersunk screws 2.9x25mm and plugs 5x25mm are enclosed.

Minimum brightness can be adjusted in 3 steps with one jumper. You can also select the soft-on function which switches on the lighting gradually.

<b>FDTF65B-wg</b>	Wireless rotary switch flat, pure white glossy	EAN 4010312318843	<b>61,70 €/pc.</b>
-------------------	--	-------------------	--------------------



**FFTA65D-wg** Wireless flat pushbutton actuator dimming

**Wireless flat pushbutton actuator dimming. For single mounting 84x84x11/33 mm or mounting into the E-design switching system. Pure white glossy. With Power MOSFET. 230 V incandescent and halogen lamps up to 300W, 230V LED lamps up to 100W. No inductive (wound) transformers. With switching operation for children's rooms and snooze function. With integrated universal/direction pushbutton and terminals for additional wired pushbuttons. Only 0.7 watt standby loss. Smart Home sensor and actuator.**

Up to 24 wireless universal pushbuttons, wireless direction pushbuttons, wireless central control pushbuttons and motion sensors FB65B and FBH65SB can be taught in. In addition the actuator can be locally controlled with a conventional 230V wired pushbutton without glow lamp.

The integrated pushbutton works ex work as an universal pushbutton and can be taught-in as an direction pushbutton.

**Mounting** over a 55mm switch box. 16mm over and 33mm into the box. 230V power supply and wired pushbutton terminals on the rear.

<b>FFTA65D-wg</b>	Wireless flat pushbutton actuator dimming	EAN 4010312319260	<b>79,80 €/pc.</b>
-------------------	---	-------------------	--------------------



**FFTA65DL-wg** Wireless flat pushbutton actuator dimming w/o N connection

**Wireless flat pushbutton actuator dimming without N connection. For single mounting 84x84x11/33 mm or mounting into the E-design switching system. Pure white glossy. With Power MOSFET. Incandescent and halogen lamps up to 200W, depending on ventilation conditions. Energy saving lamps ESL and 230 V LED lamps in ,trailing edge` mode up to 200W or up to 40W in ,leading edge` mode, depending on ventilation conditions. Min. load 20W at ,trailing edge` mode and 8W at ,leading edge` mode. No inductive (wound) transformers. With switching operation for children's rooms and snooze function. With integrated universal/direction pushbutton and terminals for additional wired pushbuttons. Only 0.7 watt standby loss. Smart Home sensor and actuator.**

Up to 24 wireless universal pushbuttons, wireless direction pushbuttons, wireless central control pushbuttons and motion sensors FB65B and FBH65SB can be taught in. In addition the actuator can be locally controlled with a conventional 230V wired pushbutton without glow lamp.

The integrated pushbutton works ex work as an universal pushbutton and can be taught-in as an direction pushbutton.

**Mounting** over a 55mm switch box. 16mm over and 33mm into the box. 230V power supply and wired pushbutton terminals on the rear.

<b>FFTA65DL-wg</b>	Wireless flat pushbutton actuator dimming w/o N	EAN 4010312319277	<b>79,80 €/pc.</b>
--------------------	---	-------------------	--------------------

## Passive wireless sensors for E-Design flat frames



### **FFTA65J-wg** Wireless flat pushbutton actuator shading

**Wireless flat pushbutton actuator shading, 1+1 NO contact 4 A/250V AC for one shading element motor. For single mounting 84x84x11/33mm or mounting into the E-design switching system. Pure white glossy. With integrated universal/direction pushbutton and terminals for additional wired pushbuttons. Only 0.8 watt standby loss. Smart Home sensor and actuator.**

Up to 24 wireless universal pushbuttons, wireless direction pushbuttons and wireless central control pushbuttons can be taught in. In addition the actuator can be locally controlled with a conventional 230V wired pushbutton without glow lamp.

The integrated pushbutton works ex work as an universal pushbutton and can be taught-in as an direction pushbutton.

**Mounting** over a 55mm switch box. 16mm over and 33mm into the box. 230V power supply and wired pushbutton terminals on the rear.

<b>FFTA65J-wg</b>	Wireless flat pushbutton actuator shading	EAN 4010312319284	<b>68,80 €/pc.</b>
-------------------	---	-------------------	--------------------



### **FFTA65L-wg** Wireless flat pushbutton actuator light switch

**Wireless flat pushbutton actuator light switch 10A/250V AC. For single mounting 84x84x11/33mm or mounting into the E-design switching system. Pure white glossy. Impuls switch with 1 NO contact, not potentialfree, 230V incandescent and halogen lamps 1000W, ESL and 230V LED kamps up to 200W. With integrated universal/direction pushbutton and terminals for additional wired pushbuttons. Standby loss 0.8 watt only. Smart Home sensor and actuator.**

Up to 24 wireless universal pushbuttons, wireless direction pushbuttons, wireless central control pushbuttons and motion sensors FB65B and FBH65SB can be taught in. In addition the actuator can be locally controlled with a conventional 230V wired pushbutton without glow lamp.


The integrated pushbutton works ex work as an universal pushbutton and can be taught-in as an direction pushbutton.

**Mounting** over a 55mm switch box. 16mm over and 33mm into the box. 230V power supply and wired pushbutton terminals on the rear.

<b>FFTA65L-wg</b>	Wireless flat pushbutton actuator light switch	EAN 4010312319291	<b>69,80 €/pc.</b>
-------------------	--	-------------------	--------------------



Bus flat pushbutton with rocker



Bus flat pushbutton with double rocker



## B4FT65-wg Bus 4-way flat pushbutton

**Bus 4-way pushbutton for single mounting 84x84x11 mm or mounting into the E-design switching system. For connection to FTS14TG pushbutton gateway. Only 0.2 watt standby loss. With rocker and double rocker. Smart Home sensor.**

**The scope of supply comprises the RIE frame including snapped-on electronics, a flat rocker and a flat double rocker (all the same colour).**

The double rocker permits entry of 4 evaluable signals, but the rocker allows only 2 signals.

At the rear, a 20cm long red/black bus line is routed externally.

Red terminal to BP, black to BN.

Up to 30 bus switches and/or FTS61BTK pushbutton bus couplers can be connected to terminals BP and BN of an FTS14TG pushbutton gateway. The permitted maximum line length is 200m.

The RLC device enclosed with the FTS14TG must also be connected to the terminals BP and BN on the bus switch or pushbutton bus coupler furthest away.

A voltage of 29V DC is supplied to the connected B4T65 over a 2-wire bus which is also used for data transfer.

Please use only conventional bus or telephone lines.

Confirmation telegrams from actuators are displayed by 4 yellow LEDs when the actuator IDs are entered by the PCT14 in the ID table of the FTS14TG.

Use the sleeves in the 55 mm socket box for screw mounting.

**Installation:** Screw on mounting plate. First snap on the electronics, then the frame. When you fit the rocker, the 0 mark on the rear must always be on top.

We recommend stainless-steel countersunk screws 2.9x25mm, DIN 7982 C, for screw connections. Both with rawl plugs 5x25mm and with 55 mm switch boxes.


B4FT65-wg	Bus flat pushbutton in E-Design, pure white glossy	EAN 4010312315682	40,90 €/pc.
-----------	--	-------------------	-------------

# Accessories


## RF1E, RF2E, RF3E, RF4E E-Design flat frames

Single frame RF1E, 84x84 mm external dimensions, double frames RF2E, 84x155 mm external dimensions, triple frames RF3E, 84x226 mm external dimensions and 4-way frames RF4E, 84x297 mm external dimensions. 8.5 mm high.

These frames can only be mounted vertically for sensors.



<b>RF1E-wg</b>	Single flat frame pure white glossy	EAN 4010312907245	<b>2,90 €/pc.</b>
<b>RF2E-wg</b>	Double flat frame pure white glossy	EAN 4010312907252	<b>4,10 €/pc.</b>
<b>RF3E-wg</b>	Triple flat frame pure white glossy	EAN 4010312907269	<b>4,30 €/pc.</b>
<b>RF4E-wg</b>	4-way flat frame pure white glossy	EAN 4010312907610	<b>4,90 €/pc.</b>



## **BLA65F-wg** Blind cover

### **Blind cover BLA65F for RF1E, RF2E, RF3E and RF4E.**

An attachment frame, a mounting plate and an adhesive foil are enclosed. The blind cover snaps flush in the frame after the mounting plate, frame and attachment frame are fitted.

<b>BLA65F-wg</b>	Blind cover for RF1E-RF4E pure white glossy	EAN 4010312907412	<b>3,30 €/pc.</b>
------------------	---	-------------------	-------------------



## **DSS65F-wg** Fused Safety Sockets flat

**German Fused Safety Socket with socket outlet front in E-design for flat frames. With increased shock protection. The socket base DSS bearing the VDE sign has plug-in terminals.**

<b>DSS65F-wg</b>	DSS with socket outlet front, pure white glossy	EAN 4010312316818	<b>5,70 €/pc.</b>
------------------	---	-------------------	-------------------

## Accessories for E-Design flat frames



### **TAE65F/3-wg** Cover for TAE 3-socket

Cover for 3-socket telecommunications access unit (TAE).  
Pure white glossy. For E-Design flat frames RF1E, RF2E, RF3E and RF4E.  
Fits all Rutenbeck TAE access sockets.

<b>TAE65F/3-wg</b>	3-socket TAE cover for E-Design flat frames	EAN 4010312907344	<b>2,90 €/pc.</b>
--------------------	--	-------------------	-------------------



### **TV65F/2-wg** Cover for TV/RF

2-hole cover for TV/RF aerial sockets. Pure white glossy. For E-design flat frames RF1E, RF2E, RF3E and RF4E. Fits all Hirschmann aerial sockets.

<b>TV65F/2-wg</b>	TV/RF cover for E-Design flat frames	EAN 4010312907368	<b>2,90 €/pc.</b>
-------------------	--------------------------------------	-------------------	-------------------



### **TV65F/3-wg** Cover for TV/RF/SAT

3-hole cover for TV/RF/SAT aerial sockets. Pure white glossy. For E-design flat frames RF1E, RF2E, RF3E and RF4E. Fits all Hirschmann aerial sockets.

<b>TV65F/3-wg</b>	TV/RF/SAT cover for E-Design flat frames	EAN 4010312907375	<b>2,90 €/pc.</b>
-------------------	---	-------------------	-------------------





## TV65F/4-wg Cover for TV/RF/SAT

4-hole cover for TV/RF/SAT aerial sockets. Pure white glossy. For E-design flat frames RF1E, RF2E, RF3E and RF4E. Fits all Hirschmann aerial sockets.

TV65F/4-wg	TV/RF/SAT cover for E-Design flat frames	EAN 4010312907627	2,90 €/pc.
------------	--	-------------------	------------



## UAE65F/2-wg Cover for UAE/IAE

Cover for 2-hole UAE/IAE (ISDN) and network sockets. Pure white glossy. For E-design flat frames RF1E, RF2E, RF3E and RF4E. Fits all Rutenbeck or Telegärtner 2-hole UAE/IAE (ISDN) and network sockets.

UAE65F/2-wg	2-hole UAE/IAE cover for E-Design flat frames	EAN 4010312907405	2,90 €/pc.
-------------	---	-------------------	------------




## FSAF-gr Cover Foil grey

Grey cover foil for wireless sensors. Covers the rear of wireless pushbuttons bonded to glass panes. Self-adhesive plastic foil permeable to air; easily to affix bubble-free. Please specify the size required.

FSAF-gr	Cover grey	EAN 4010312908136	3,30 €/pc.
---------	------------	-------------------	------------

# Accessories



## W + DW Rockers and double rockers laser engraved for E-Design flat pushbuttons

### Rockers and double rockers laser engraved.

For all flat pushbuttons we provide pure white glossy rockers and double rockers offered in all colors with laser engraving.

The additional title +2P will do for each arrow top (up) and bottom (down).

The additional title +IO will do for I (=on) top and O (=off) down.

The additional title +OI will do for O (=off) top and I (=on) down.

Other prints with a maximum of 6 lines must be characterized and then we engrave it in Arial font. Maximum of two lines at the top, middle and bottom.

An overview of the pictograms for laser engraving is available on page 19. The pictogram number is sufficient as additional designation.

If we receive an E-mail to LGI@eltako.de with an Adobe Illustrator or Corel Draw file with the extension .ai or .cdr, we engrave individual customer requirements.

**For rockers without symbol use the suffix ,not engraved'.**

#### Flat pushbutton rockers

W-B4FT65<sup>1)</sup>, W-F2FT65/F2FT65B

W-F1FT65

add. nomenclature  
...+OI



add. nomenclature  
...+2P



as specified by  
customer



as specified by  
customer



#### Flat pushbutton double rockers

DW-B4FT65<sup>1)</sup>, DW-F4FT65/F4FT65B

add. nomenclature  
...+IO



add. nomenclature  
...+2P



as specified by  
customer



<sup>1)</sup> The LEDs on bus flat pushbuttons reduce the space for laser engraving.


<b>W-B4FT65</b>	Rocker for bus flat pushbutton E-design pure white glossy	EAN 4010312907207	<b>6,20 €/pc.</b>
<b>DW-B4FT65</b>	Double rocker for bus flat pushbutton E-design pure white glossy	EAN 4010312907191	<b>6,60 €/pc.</b>
<b>W-F1FT65</b>	Rocker for wireless flat pushbutton E-design	EAN 4010312907153	<b>6,20 €/pc.</b>
<b>W-F2FT65</b>	Rocker for wireless flat pushbutton E-design pure white glossy	EAN 4010312908280	<b>6,20 €/pc.</b>
<b>W-F2FT65B</b>	Double rocker for wireless flat pushbutton E-design with batteries pure white glossy	EAN 4010312908303	<b>6,20 €/pc.</b>
<b>W-F4FT65B</b>	Rocker for wireless flat pushbutton E-design with batteries pure white glossy	EAN 4010312908051	<b>6,20 €/pc.</b>
<b>DW-F4FT65B</b>	Double rocker for wireless flat pushbutton E-design with batteries pure white glossy	EAN 4010312908068	<b>6,60 €/pc.</b>

# Pictogram overview for laser engraving



1	2	3	4	5	6	7
8	9	10	11	12	13	14
15	16	17	18	19	20	21
22	23	24	25	26	27	28
29	30	31	32	33	34	35
36	37	38	39	40	41	42
43	44	45	46	47	48	49
50	51	52	53	54	55	56

# Pictogram overview for laser engraving



# Pictogram overview for laser engraving



116	117	118	119	120	121	122
123	124	125	126	127	128	129
130	131	132	133	134	135	136
137	138	140	141	145	146	147
148	149	150	151	152	153	155
156	157	158	159	160	161	162
163	164	166	167	168	169	170
			For any laser engraving order, please specify the type of your pushbutton, remote control or hand-held transmitter, the engraving number and also if you need a single or double rocker.			
171	172	173				

## FTVW


## Wireless pushbutton encryption rocker

The wireless pushbutton encryption rocker FTVW can be used to activate and deactivate the encryption of Eltako wireless pushbuttons, hand-held wireless transmitters and wireless remote control with batteryless and cordless EnOcean wireless modules. This does not apply to the tap-radio® pushbuttons and hand transmitters with the EnOcean module PTM210.

First, remove the rockers. The wireless modules must be removed from wireless mini hand-held transmitters FMH8 and placed on a flat surface.

### Activate encryption:


The label **encryption ON** is located on the top side.



Press the encryption rocker on the wireless module and press the rocker twice.

### Deactivate encryption:

The label **encryption OFF** on the FTVW is located on the top side.



Press the encryption rocker on the wireless module and press the rocker once.

Teach-in of encryptable EnOcean wireless modules is described in the operating instructions for encryptable actuators.

This is identified by the pictogram .

FTVW

Wireless pushbutton encryption rocker

EAN 4010312907030


1,40 €/pc.



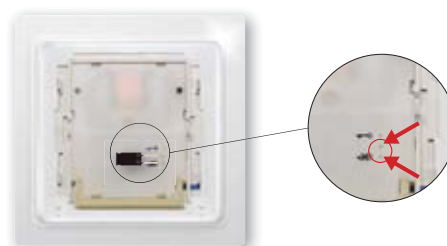
**FVST**      **Wireless encryption plug**

The wireless encryption plug FVST can activate and deactivate the encryption in the wireless 1-way pushbutton for E-Design flat frame F1FT65.

**Activate encryption:**



**Deactivate encryption:**



**Insert the encryption plug and operate the rocker.**

<b>FVST</b>	Wireless encryption plug	EAN 4010312907290	<b>1,00 €/pc.</b>
-------------	--------------------------	-------------------	-------------------



**Technical support:**

+49 176 135 825 14 ✉ [thunte@eltako.de](mailto:thunte@eltako.de)

**Export Sales Manager:**

+49 711 943 500 01 ✉ [export@eltako.de](mailto:export@eltako.de)



**Eltako GmbH**

Hofener Straße 54,  
D-70736 Fellbach

+49 711 943 500 00

✉ [info@eltako.de](mailto:info@eltako.de) 🌐 [eltako.com](http://eltako.com) 🌐 [eltako-wireless.com](http://eltako-wireless.com) 🌐 [tap-radio.com](http://tap-radio.com)

