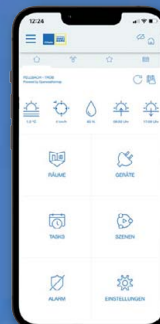




THE HOME OF INNOVATION.

*Eltako*

GFA5 APP



MINISAFE2



**THE NEW GFA5 APP  
FOR YOUR PROFESSIONAL SMART HOME**

*Eltako*

PROFESSIONAL  
**SMART  
HOME**

# CONTROL CENTRE IN YOUR POCKET

**We offer an end-to-end portfolio of both smart home and conventional building technologies, designed for ease of installation and backed by reliable manufacturer support. Our Smart Home products make life easier, safer and help enhance energy efficiency. Discover what Eltako can do for you and your customers by taking a look at our system house.**

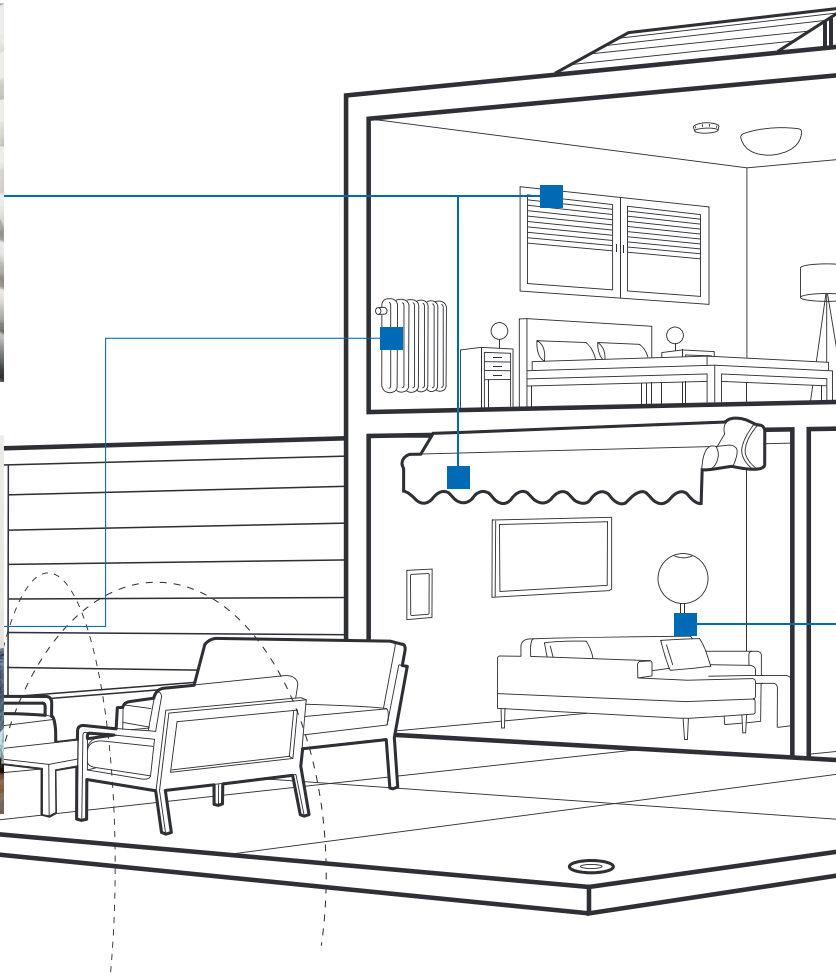
## SHADING

Automatically control roller shutters, blinds and awnings with sensors, and time and central functions. The result is not just targeted coolness and shade, but also lower costs for heating and air-conditioning.



## ROOM CLIMATE

Eltako systems enable heating, air conditioning and ventilation to be tailored to each room and need. You can go from a pleasantly cool bedroom, to a preheated bathroom, to a freshly ventilated kitchen. For the perfect start to your day.






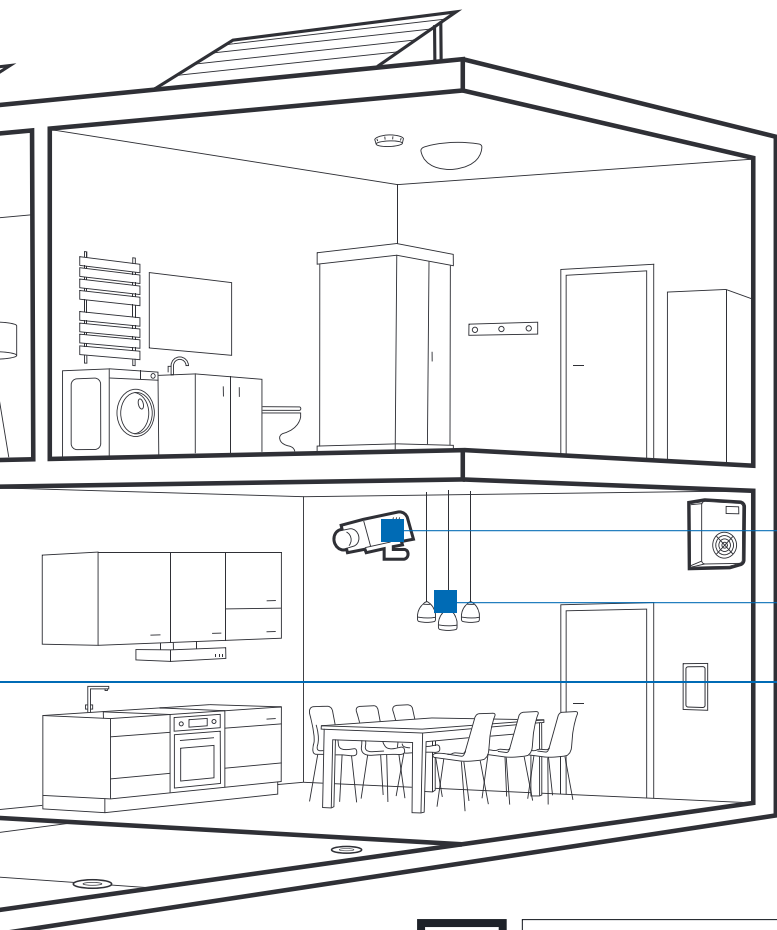
## CONTROL

Anywhere, anytime control of your smart home. Open the blinds via voice activation from the comfort of your couch. Monitor your house via app while on vacation. Or turn on the living-room heating when you leave work. Our innovative control and visualisation capabilities make it possible.




## COMFORT AND CONVENIENCE

Relax, and let your home do the hard work. The many central, time and automation functions available from Eltako allow entire houses to be configured and controlled in line with personal preferences.



## SAFETY AND SECURITY

Smart is safe and secure. Eltako offers a variety of solutions that protect homes, including smoke detectors, camera surveillance systems, motion detectors, window and door monitoring devices and presence simulation.



## LIGHTING

Whatever the mood you want, we provide the light to match. Activate, deactivate or dim interior, exterior or garden lights to produce exactly the effect you want - and to create your own personal feel-good ambience.



## ENHANCED EFFICIENCY

Energy-efficient temperature control, automatic activation and deactivation of devices, and an energy-saving absence mode ensure a marked reduction in consumption. And smart metering delivers total visibility.

## CONTENT

<b>App design: The functions</b>	<b>5</b>
<b>Layout and categories</b>	<b>6</b>
<b>Push message and side menu</b>	<b>7</b>
<b>Comfort and convenience functions</b>	<b>8</b>
<b>Home security functions</b>	<b>9</b>
<b>Data backup</b>	<b>10</b>
<b>Professional Smart Home controller <a href="#">MiniSafe2</a></b>	<b>11</b>



<http://eltako.com/redirect/eltako-gfa5>

### GENERAL

#### MiniSafe2 and GFA5



<https://www.eltako.de/en/minisafe2-and-gfa5/>

### QUICK START GUIDE

#### MiniSafe2 and GFA5 app



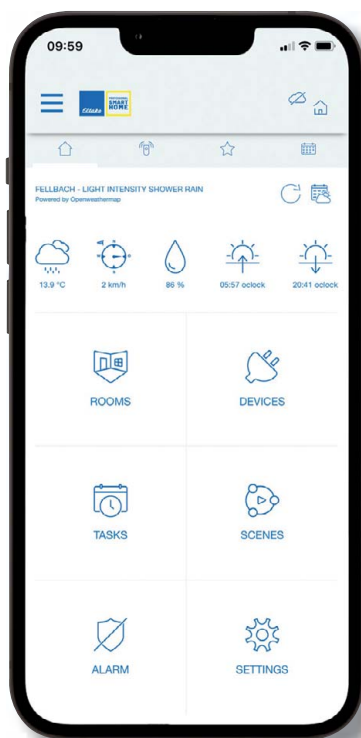
<https://youtu.be/HdLfRZCLxF0>



# APP DESIGN: THE FUNCTIONS

## HOME, SENSORS, FAVOURITES, CALENDAR

Intuitive operation thanks to self-explanatory app design and navigation

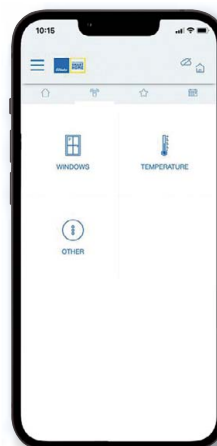


The app is easy to use - that's already apparent as soon as you load it. The start page gives you an overview of the latest weather data. Just one click is all it takes to access the connected devices and the scenes and rooms you have already set up and saved.

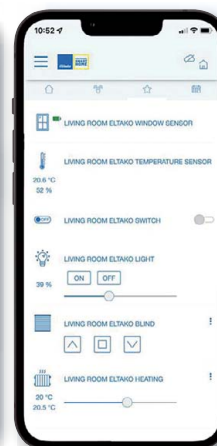
This makes looking for a page quicker and control faster.

### HOME

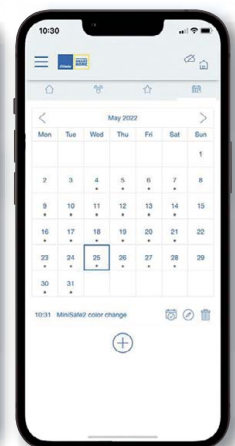
Perhaps you use some products more often than others? Then simply save them as "**Favourites**". So you don't have to search for a long time or click through the rooms, your favourites are right there on one page with all the other functions you use frequently. The calendar is used to list the automatic functions on each day. One click is all it takes to change or postpone them as you wish.



### SENSORS



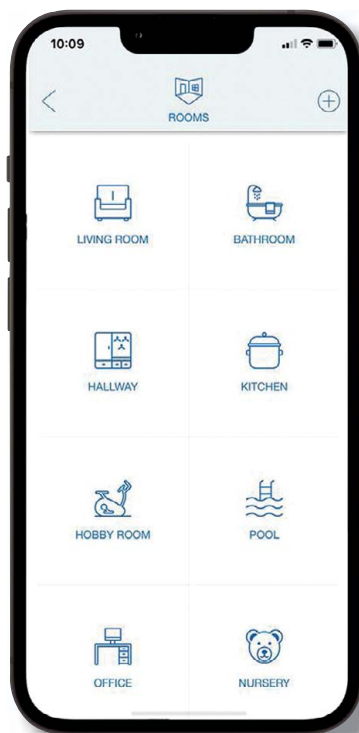
### FAVOURITES



### CALENDAR

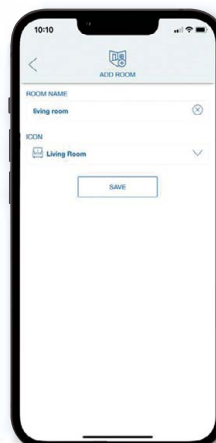
## LAYOUT AND CATEGORIES

Devices are listed in Rooms or under Devices

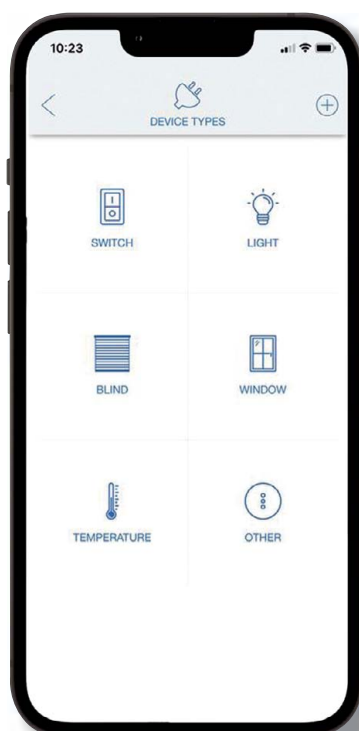


ROOMS

Assign the installed products to a particular room in the **"Rooms"** tab. Create the rooms you need or change them later as required. The icons speak for themselves and help you find your way about.

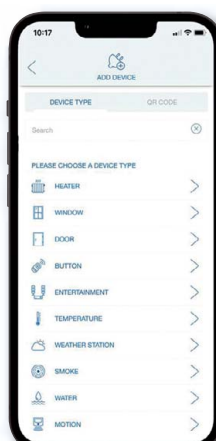


ADD ROOMS



DEVICES

In addition to the room display, you can also sort the devices by function. This means you can view and edit products in a group from wherever you may be. You can add a new device at any time by pressing "+" and then describe it with an icon and a unique name.



ADD DEVICES

## PUSH MESSAGES AND SIDE MENU

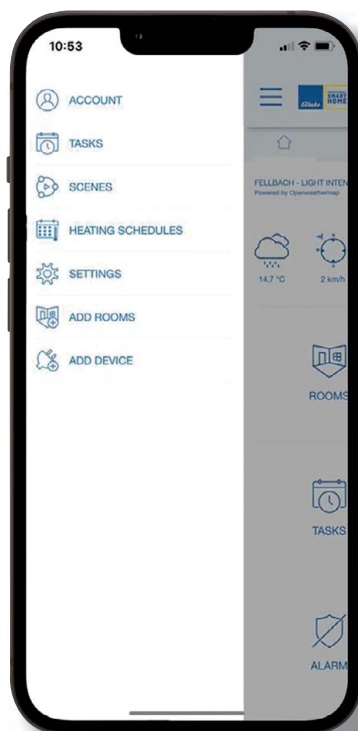
**Always informed, no matter where you are!**



A user-defined notification means you'll never miss a single doorbell ring, unwanted entry to your home or alarm and a sensor message alerts you in the event of a burst water pipe or when smoke detector is triggered.

Even in locked state, your smartphone or tablet lights up when it receives a message and informs you of everything you need to know.

### PUSH MESSAGES

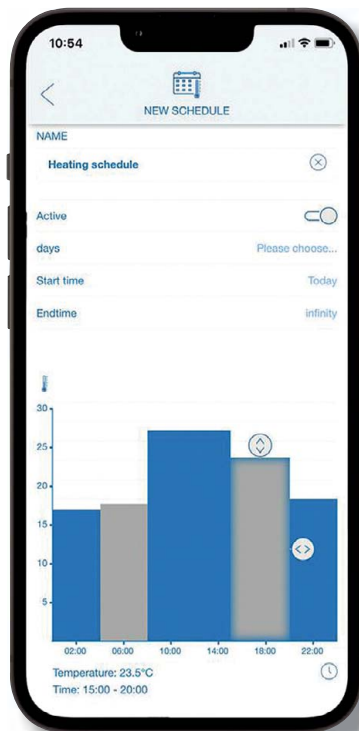


Just enter the messages you want to receive in the GFA5 app. You can edit them at any time using the settings in the side menu. This is where you also manage tasks, scenes, heating schedules, rooms and devices.

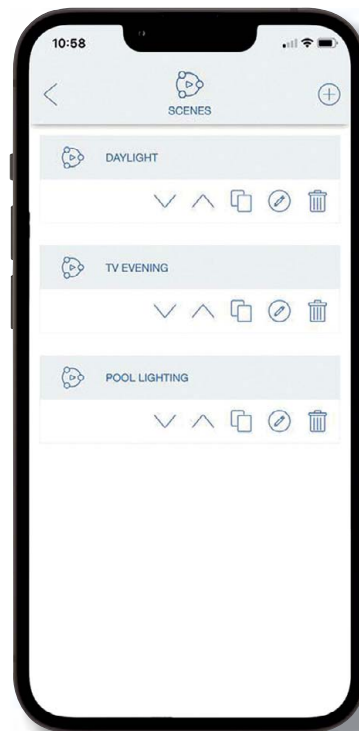
### SIDE MENU

# COMFORT AND CONVENIENCE FUNCTIONS

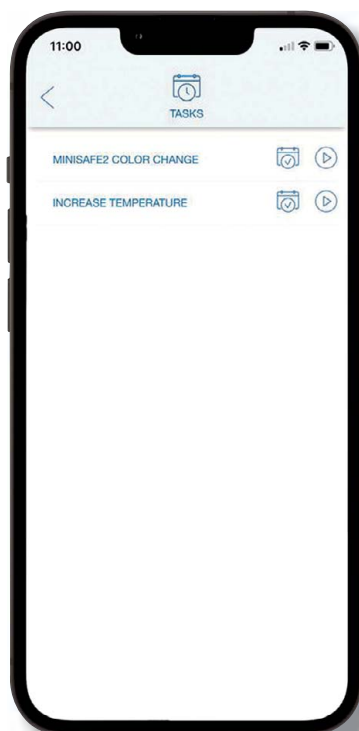
Scenes, central functions, task and time functions, heating schedules



HEATING SCHEDULES



SCENES



TASKS

Total convenience; trigger a group of actuators at the same time with just one touch. Create your own lighting scene to get the right lighting for a dinner or for a movie night.

You can also automate and adjust heating control easily using self-defined heating schedules.

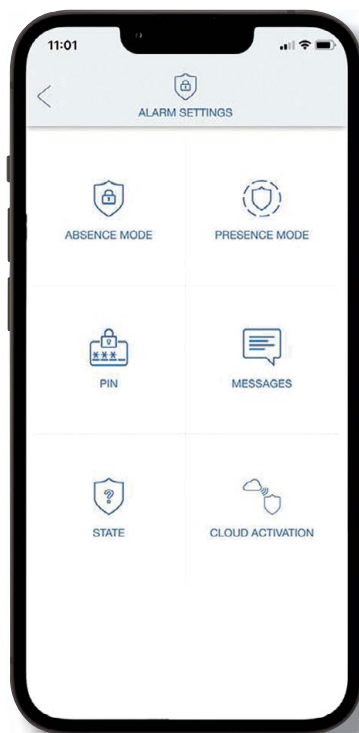
Create your own task rules based on **IF/THEN** logic  
Example:

- If it gets dark, switch on the garden light.
- If the smoke detector goes off, send a push message.



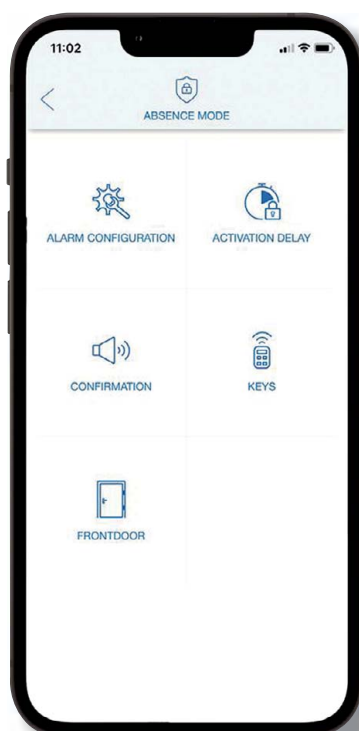
## HOME SECURITY FUNCTIONS

Full security, intrusion detection, messages, security PIN



Define your own alarm and determine the circumstances when it should be triggered and the actions that should be activated. Intrusion detection monitors your home even when you are sleeping inside. Full security is activated when the last occupant leaves the house. The alarm is activated via a keypad or by entering a PIN (personal identification number).

### ALARM SETTINGS



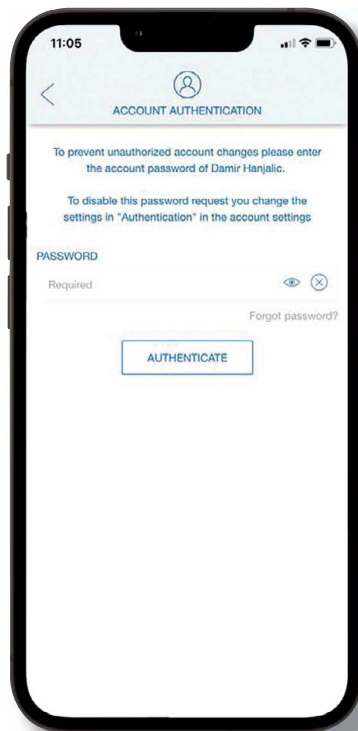
### FULL SECURITY



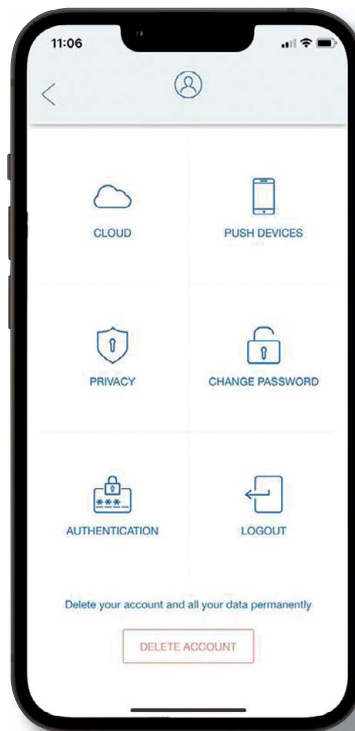
### FULL SECURITY CODE

# DATA BACKUP

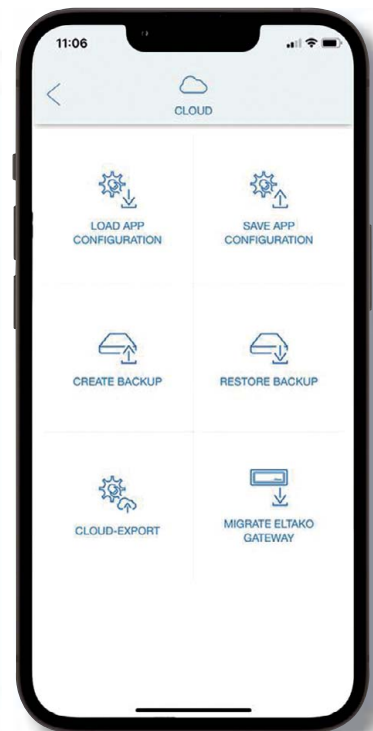
## App configuration, controller backup



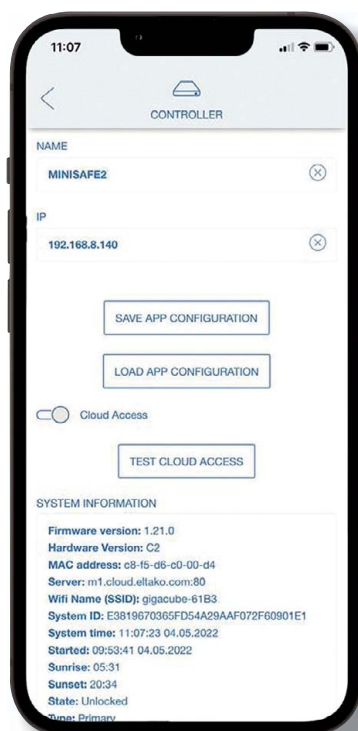
ACCOUNT



CLOUD BACKUP



DATA BACKUP CLOUD

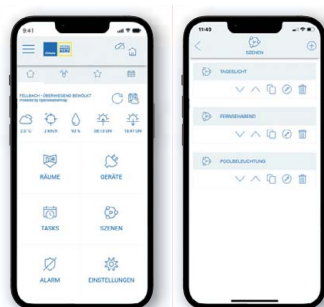


DATA BACKUP CONTROLLER


Simply back up your data on the controller or in the cloud. This lets you quickly integrate other mobile devices into the system and assign them all the necessary data for the app. You can also restrict the scope of functions granted to certain persons.



MiniSafe2  
Professional Smart Home controller



Eltako GFA5 app



Download app Eltako GFA5:  
<http://eltako.com/redirect/eltako-gfa5>



Manuals and documents in further  
languages:  
<http://eltako.com/redirect/MiniSafe2>

## MiniSafe2

NEW

The MiniSafe2 is the smallest, universally applicable Professional Smart Home controller from Eltako. The central control unit ensures that EnOcean compatible sensors and actuators can be conveniently and centrally controlled using the GFA5 app and voice commands.

This allows light, shading, air conditioning, security components, and much more to be easily and flexibly combined with one another in order to transform any living environment into a professional smart home in no time at all.

The basic equipment includes app-based automation, update and backup options. Migration from older Eltako controllers is possible.

The MiniSafe2 can basically be operated offline and locally, internet access is not required for this. Remote access and the cloud connection can optionally be activated during operation.

An internet connection and a WiFi network are required for setup.

### TECHNICAL DATA

Dimensions	H x W x D: 90 x 90 x 20 mm
Operating temperature	Min. 0 °C to max. +40 °C
Weight	approx. 80 g
Power supply	5 V DC / 1.5 A, 100 V - 240 V AC, 50/60 Hz
Power consumption	1.3 watt
Processor	84 MHz ARM® Cortex® - M4, 512 Kbyte Flash, 96 KB SRAM
Network	WLAN IEEE 802.11 / b/g/n 2.4 GHz
Wireless transceiver	1 x EnOcean 868 MHz, 1 x 868 MHz
Infrared (IR)	Integrated IR receiver 38 KHz and transmitter unit (36 - 455 KHz)
Connection of external IR transmitter	1 x 3.5 mm jack socket, addressable (rear)

MiniSafe2	Professional Smart Home controller	Art. No. 30000075	297,00 €/pc.*
-----------	------------------------------------	-------------------	---------------



**Technical support:**

☎ +49 711 943 500 25 ✉ [technical-support@eltako.de](mailto:technical-support@eltako.de)

**Commercial support:**

☎ +49 711 943 500 00 ✉ [export@eltako.de](mailto:export@eltako.de)



**Eltako GmbH**  
Hofener Straße 54  
D-70736 Fellbach

☎ +49(0)711 943 500-00  
🌐 [eltako.com](http://eltako.com)



THE UNIQUE WIRELESS **PROFESSIONAL**  
**SMART HOME** STANDARD