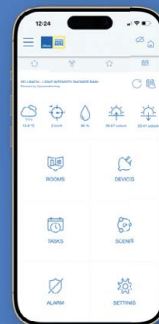


THE HOME OF INNOVATION.

*Eltako*

GFA5 APP



MINISAFE2



**THE NEW GFA5 APP  
FOR YOUR PROFESSIONAL SMART HOME**

# THE CONTROL CENTRE FOR YOUR POCKET

**Whether it's a smart home or classic building technology - we offer an extensive range, simple installations and reliable support directly from the manufacturer.**  
**With our versatile, smart and future-proof solutions, we make life more comfortable and safer while ensuring greater energy efficiency.**  
**A look at the system house shows what ELTAKO makes possible for customers.**




## CONTROL

Easily control your smart home from anywhere: open blinds using voice commands from the couch, monitor your house using an app while on vacation, or preheat the living room on the way home - it's child's play with the innovative control and visualisation options.



## COMFORT

Simply sit back and the house will take care of the rest. With the versatile central, time and automatic functions from ELTAKO, the entire home can be individually tailored to personal comfort requirements.



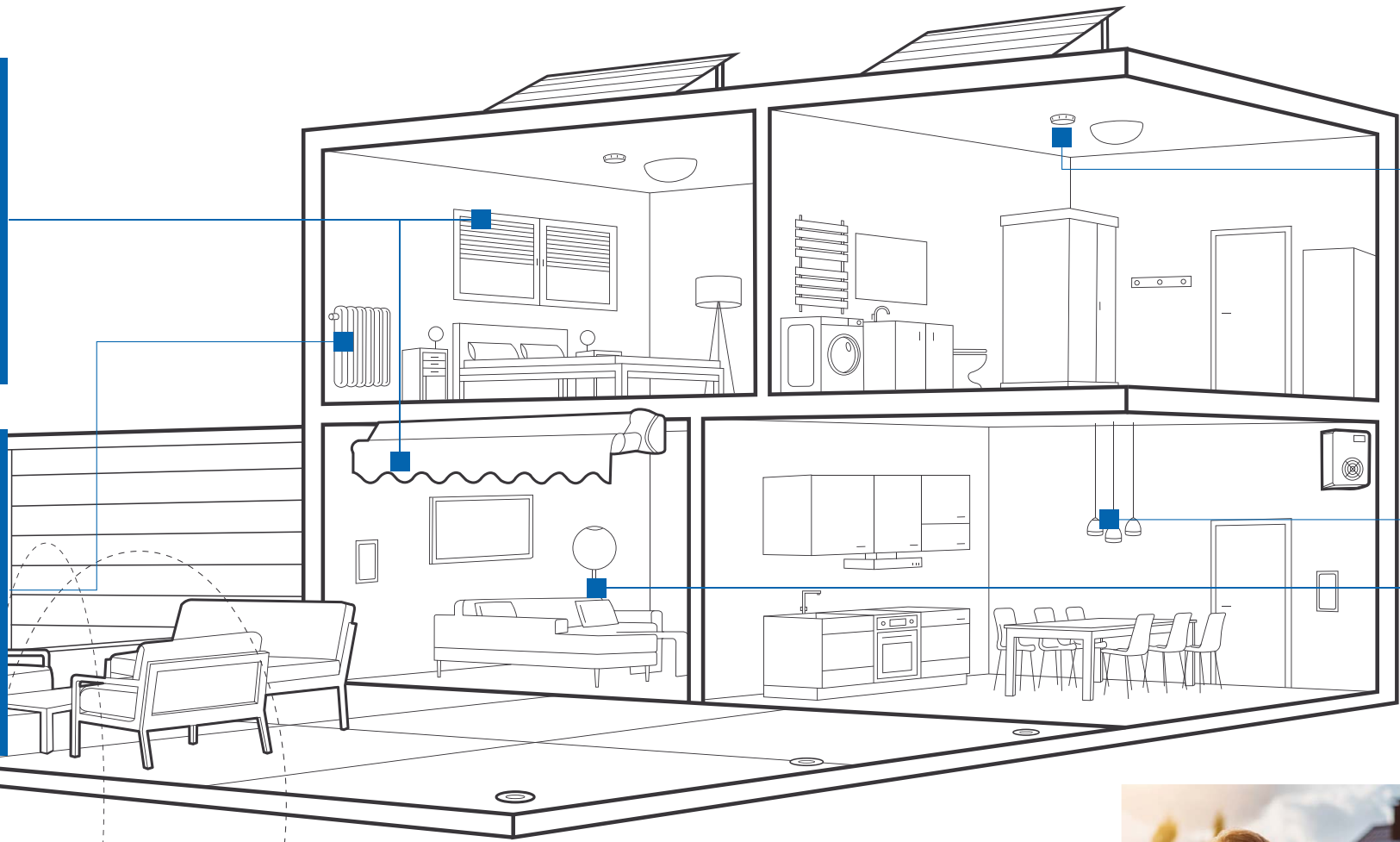
## SHADING

Automatically control roller shutters, blinds and awnings with sensors, and time and central functions. The result is not just targeted coolness and shade, but also lower costs for heating and air-conditioning.




## ROOM CLIMATE

With ELTAKO technology, heating, air conditioning and ventilation can be individually adjusted in each room. Start the day with a pleasantly cool bedroom, a comfortably pre-heated bathroom and a freshly ventilated kitchen. This is the perfect way to start the day.



## SAFETY AND SECURITY

Smart is safe and secure. ELTAKO offers a variety of solutions that protect homes, including smoke detectors, motion detectors, window and door monitoring devices and presence simulation.



## LIGHTING

The right light for every mood: whether simply switching and dimming the indoor, outdoor and garden lighting or individually designed lighting scenes for the perfect feel-good atmosphere.



## ENHANCED EFFICIENCY

Energy consumption is reduced through energy-efficient temperature control, automatic switching on and off of devices and an economical absence mode. Smart metering ensures a clear display of consumption.





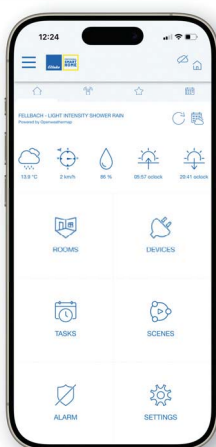
## CONTENT

<b>Structure of the app: Home, Sensors, Favourites, calendar</b>	<b>4</b>
<b>Layout and categories</b>	<b>5</b>
<b>Comfort functions</b>	<b>6</b>
<b>Meters, remote access and security features</b>	<b>7</b>
<b>Multi-controller management</b>	<b>8</b>
<b>Distributed system</b>	<b>9</b>
<b>Data backup</b>	<b>10</b>
<b>Online help and support</b>	<b>11</b>



## STRUCTURE OF THE APP: HOME, SENSORS, FAVOURITES, CALENDAR

Intuitive operation thanks to self-explanatory app design and navigation



### HOME

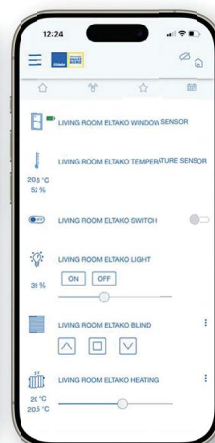
The user-friendly app makes it easy to keep track of everything directly on the home page. This shows which devices are still switched on or which windows and doors are open. Devices, scenes, automations and self-named rooms can be controlled with just one click. If a weather station is linked, the weather data is also displayed directly. This eliminates the need for long searches and everything can be controlled quickly and easily.

Some products are used more often than others? Simply save them as **"Favorites"**! This eliminates the need for a long search or clicking through the rooms - everything important is summarised directly on one page.

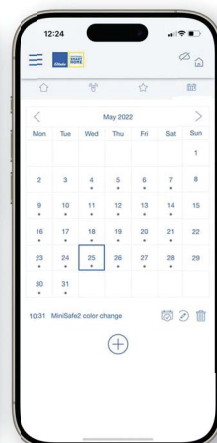
The **"Calendar"** also offers an overview of day-dependent automations that can be adjusted or moved with a click.



### SENSORS



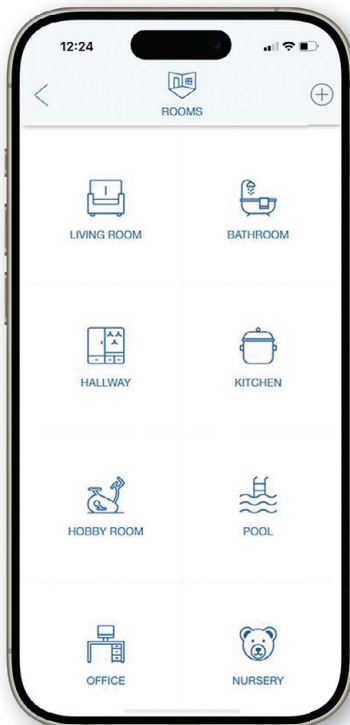
### FAVOURITES



### CALENDAR

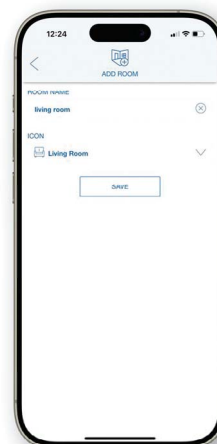
## LAYOUT AND CATEGORIES

Devices are listed in "Rooms" or under "Devices"

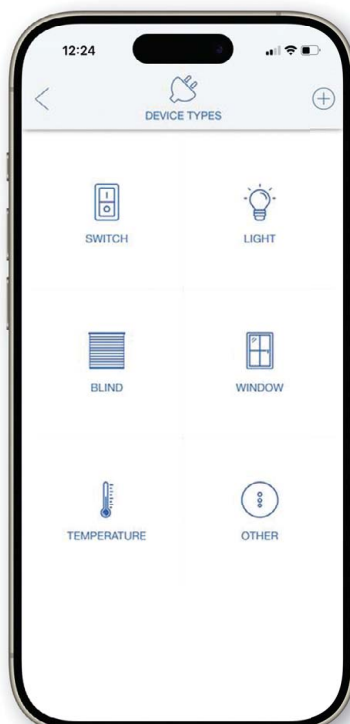


**ROOMS**

In the **"Rooms"** tab, the installed products are assigned to the respective rooms. These rooms can be created as desired and easily adapted later. The small pictograms ensure intuitive orientation and make operation even easier.



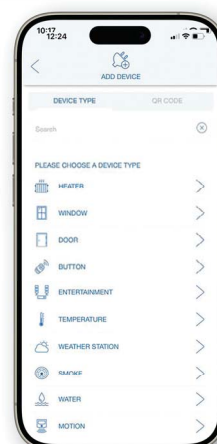
**ADD ROOMS**



**DEVICES**

The devices can be displayed sorted not only by room, but also by their function.

This means that products in a group can be managed and edited regardless of location. New devices can be added at any time using the "+" and given a suitable pictogram and an individual name.



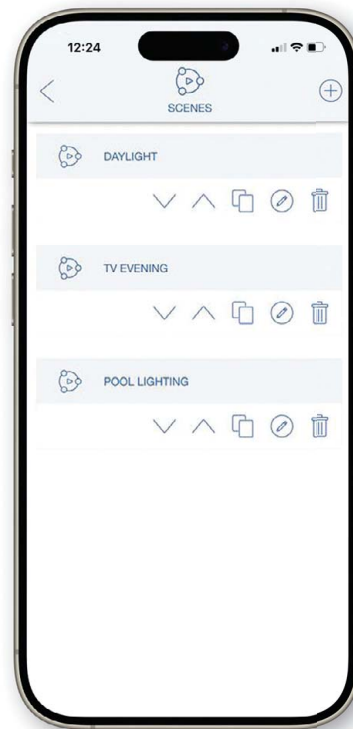
**ADD DEVICES**

# COMFORT FUNCTIONS

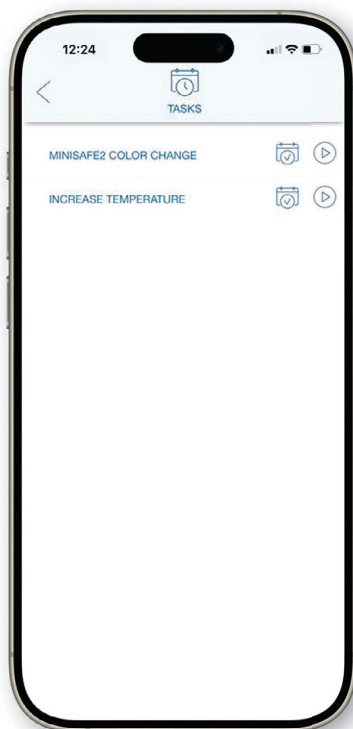
Scenes, central functions, task and time functions, heating schedules



HEATING SCHEDULES



SCENES



TASKS

Pure convenience: With just one press, several devices can be controlled at the same time. You can put together your own lighting scene individually - whether it's for the perfect lighting at dinner or for a cosy evening at the cinema.

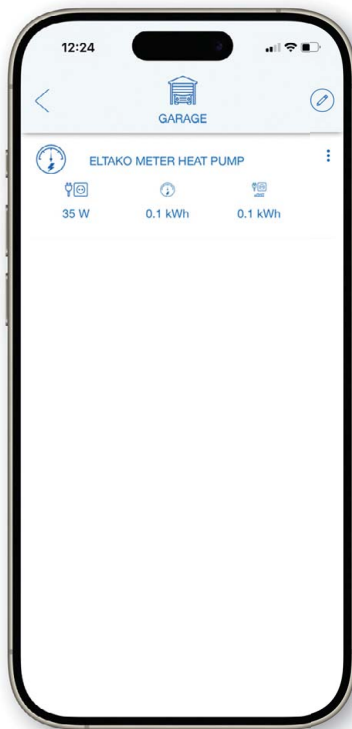
The heating control can also be easily automated and adjusted using individually created heating plans.

Create your own rules based on the **IF-THEN** principle  
Example:

- When it gets dark, switch on the garden light.
- When the smoke detector goes off, send a push message, activate central switching on and raise all the shutters.

## METERS

### Keep an eye on your energy consumption



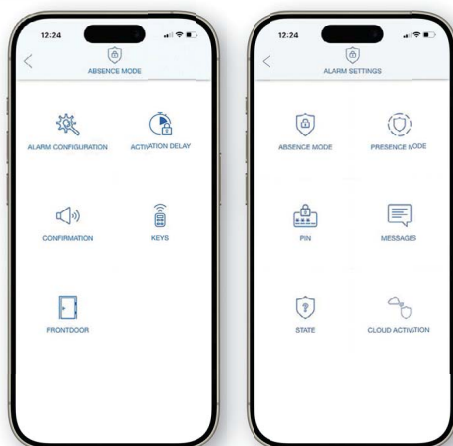
Keep an eye on the consumption and meter reading of the electricity meter at all times - even remotely. Every linked meter in the app has an integrated intermediate meter that can be reset to easily track current consumption, similar to a daily odometer in a car.

The values **"meter reading (kWh)"** and **"power (kW)"** can also be integrated into automation. This means that consumers such as a wall box or heat pump can be flexibly switched on or off. This allows the feed-in power of the PV system to be used optimally without having to feed excess energy with low yield into the grid.

## METERS

## REMOTE ACCESS AND HOME SECURITY FUNCTIONS

### Full security, intrusion detection, messages, security PIN



## FULL SECURITY ALARM SETTINGS

With **"free remote access"**, the building can be controlled and monitored from anywhere - with no restrictions on the number of users.

Individual alarm rules can be set to determine under which conditions an alarm is triggered and which measures are activated. The perimeter protection monitors the house even when people are sleeping in it, while full protection is activated as soon as the last resident leaves the house. The alarm can be conveniently activated via a keypad or by entering a PIN.

Thanks to individually adjustable notifications, everything remains in view: be it a doorbell ringing, unauthorised entry or an alarm in the event of a burst water pipe or smoke development.

# MULTI-CONTROLLER MANAGEMENT

## Manage several buildings with one app

Manage several houses with Minisafe2 installed via a single app? No problem!

Multi-controller management allows you to load the configurations of each house into the app and effortlessly switch between **"home"** and **"holiday home"**.





## DISTRIBUTED SYSTEM

Manage large buildings with ease



For large buildings, the distributed system offers the ideal solution. Since the radio range of a single controller and the number of controllable devices are limited, several Minisafe2 can be installed within a building and networked via the same WLAN. In this way, the range between transmitter and receiver can be significantly extended.

The first controller installed takes on the master function, while the other controllers act as extenders (slaves). Together they act like a single, large Minisafe2 that can be conveniently controlled via a single app interface.

With each additional Minisafe2, up to 127 additional devices (actuators) can also be integrated and controlled.

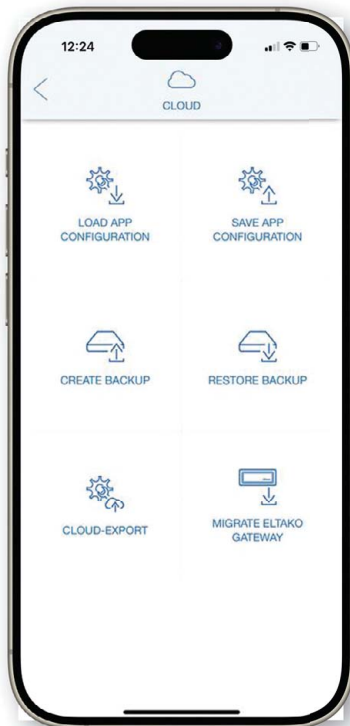


The MiniSafe2 is available for mounting on a DIN-rail, optionally with or without an external antenna.



## DATA BACKUP

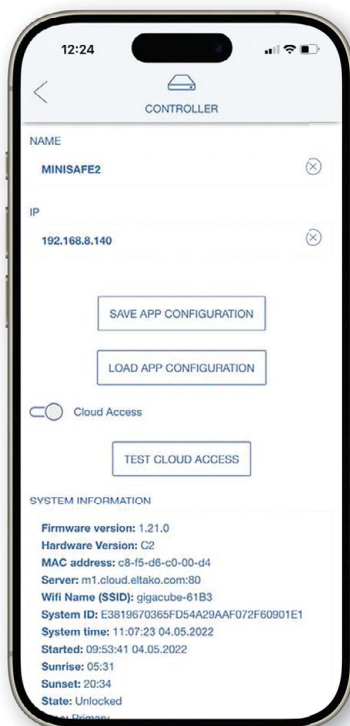
### App configuration, controller backup



All important system data can be easily backed up for quick recovery in the event of an emergency. Backups are reliably made via the cloud account, with the controller backup and app configuration being saved separately. An unlimited number of backups are possible, and there is the option of backing up specific functions in order to provide other people with a limited range of functions in the app.

To transfer an app that has already been set up to other mobile devices, the app configuration can be saved directly on the controller and then loaded onto the desired device.

### CLOUD BACKUP



### LOCAL DATA BACKUP ON CONTROLLER

## ONLINE HELP AND SUPPORT

**Fast, efficient and always available**



If you need support, the HELP button in the app provides quick access to all important information, such as the email address, the Professional Smart Home hotline and a link to the homepage.

Online help is also available directly here and offers quick answers to frequently asked questions with understandable texts, images and videos.

Should a problem still occur, a support request can be sent directly from the GFA5 app to receive a prompt response.



<https://eltako.com/redirect/eltako-gfa5>

## HELPFUL LINKS TO MINISAFE2 AND THE GFA5 APP

### OVERVIEW



<https://eltako.com/redirect/uebersicht-minisafe2-und-gfa5>

*Eltako*

## ELTAKO GmbH

Hofener Straße 54  
D-70736 Fellbach  
+49 711 94350000  
info@eltako.de  
www.eltako.com

Scan the QR code – and contact us directly!

### Technical support:



+49 711 943 500 25  
technical-support@eltako.de

### Commercial support:



+49 711 943 500 00  
export@eltako.de

# ONWALL DOCKING STATION

The OnWall docking station for your iPad is available as an option:  
Charge and operate your iPad flexibly, wherever you want.



THE UNIQUE WIRELESS **PROFESSIONAL**  
**SMART HOME STANDARD**

Picture credits: Title: © slavun - stock.adobe.com; Composing: ELTAKO: Picture iPhone: p. 1, 4, 5, 6, 7, 10: © Mockupia - stock.adobe.com;  
Composing: ELTAKO: p. 2: © Halfpoint - stock.adobe.com; © Gettyimages; p. 3: © Jennifer - stock.adobe.com;  
© JenkoAtaman - stock.adobe.com; © Sasint - stock.adobe.com; p. 4: © Danny - stock.adobe.com; p. 8: © KB3 - stock.adobe.com;  
© Madeleine Steinbach - stock.adobe.com; p. 9: © pvl0707 - stock.adobe.com; p. 11: © Miljan Zivkovic - stock.adobe.com;  
Back: © harbucks - stock.adobe.com; Composing: ELTAKO