

Staircase time switch
TLZ61NP-230V



Only skilled electricians may install this electrical equipment otherwise there is the risk of fire or electric shock!

Temperature at mounting location:
-20°C up to +50°C.
Storage temperature: -25°C up to +70°C.
Relative humidity:
annual average value <75%.

valid for devices from production week 06/09 (see bottom side of housing)

1 NO contact not potential free 10A/250V AC. Incandescent lamps up to 2000W, energy saving lamps ESL and LED up to 200W. Switch-off early warning and permanent light by push-button switchable. Standby loss 0.7 watt only. With ESL optimisation.

Built-in device for installation.
45mm long, 45mm wide, 18mm deep.
Zero passage switching to protect contacts and lamps. This prolongs in particular the lifetime of energy saving lamps.

By using a bistable relay coil power loss and heating is avoided even in the on mode.

The switched consumer may not be connected to the mains before the short automatic synchronisation after installation has terminated.

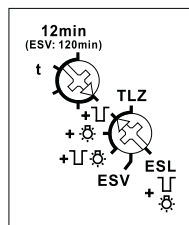
230V control voltage, supply voltage and switching voltage. With infinitely variable time range from 1 to 12 minutes.

50mA glow lamp current, dependent on the ignition voltage of the glow lamps.

3-wire and 4-wire circuits, resettable, with attic lighting if 4-wire circuit. Automatic detection of the method of connection.

After a power failure the lighting is switched on again in case the set time has not elapsed yet.

Function rotary switches



TLZ = Switch-off early warning function
⊗ = Permanent light by pushbutton
TLZ ⊗ = Switch-off early warning function and permanent light by pushbutton

If switch-off early warning function TLZ is switched on, the light starts flickering approx. 30 seconds before time-out and is repeated three times at decreasing time intervals.

If permanent light by pushbutton ⊗ is switched on, switched off automatically after 60 minutes or by pressing the push-button longer than 2 seconds.

If both switch-off early warning function and permanent light by pushbutton TLZ ⊗ are switched on, the switch-off early warning function is activated before the permanent light switches off.

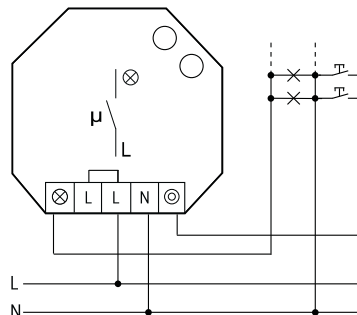
When energy saving lamps ESL are completely or partially switched, then set the switch-off early warning with the push-button permanent light ESL on the lower rotary switch.

If the function TLZ is selected the **time** can be **extended** within the first second after switching on or resetting by pressing the push-button repeatedly up to three times (incrementing). Each momentary-contact control increments the set time once.

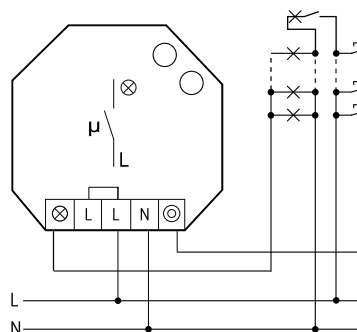
The function **ESV**, impulse switch with release delay up to 120 minutes, can be selected optionally. If this function is set it is automatically disconnected after the set delay is timed out if a manual OFF command has not been given.

If the timing period is set to minimum in the function **ESV**, the release delay is switched off. The standard impulse switch function **ES** is then set.

Typical connection



3-wire circuit, resettable



4-wire circuit with attic lighting, resettable

Technical Data

Incandescent lamp load and halogen lamp load¹⁾ 230V 2000W

Fluorescent lamp load with KVG 1000VA in lead-lag circuit or non compensated

Fluorescent lamps with KVG 500VA shunt-compensated or with EVG

Compact fluorescent lamp with EVG and energy saving lamps 15x7W, 10x20W

⊗ Control pushbutton 230V with glow lamp current up to 50mA

⊗ Lamp connection

Standby loss (activ power) 0.7 W

¹⁾ For lamps with 150W max.
* EVG = electronic ballast units;
KVG = conventional ballast units

Must be kept for later use!

Eltako GmbH

D-70736 Fellbach

Technical Support English:

Michael Thünte +49 176 13582514

thunte@eltako.de

Marc Peter +49 173 3180368

marc.peter@eltako.de

eltako.com