

Tap-radio® light actuator adapter

TF100L-230V

Ambient temperature:
0°C up to +35°C.
Storage temperature: -25°C up to +70°C.
Relative humidity:
annual average value <75%.

valid for devices from production week 20/18 (see bottom side of housing)

Wireless light actuator adapter 10A/250V AC. 100x55x45mm (measurements without plug), pure white glossy. Impulse switch with NO contact. 230V incandescent lamps and halogen lamps 1000W, ESL and 230V LED lamps up to 200W. Standby loss only 0.8 watt. Adapter for German fused safety sockets. Using easy tap-radio® technology, up to 24 wireless universal pushbuttons, wireless direction pushbuttons, wireless central control pushbuttons, smoke alarms TF-RWB as well as motion sensors TF-BSB and TF-BHSB can be taught in.

Zero passage switching.
Bidirectional wireless switchable.
Supply voltage and switching voltage 230V.
If supply voltage fails, the device is switched off in defined mode.

Start-up:

After plugging the device into the socket the teach-in mode is automatically active for 2 minutes provided the memory content is empty (as-delivered state) and/or the teach-in mode is not blocked. Readiness for teach-in is indicated by briefly switching the load on/off.

Teach in wireless pushbutton:

Universal pushbutton: tap briefly 3 times;
Direction pushbutton: tap briefly 4 times; direction pushbutton teach-in is fully automatic when the pushbutton is tapped. Where you tap is then defined as switch-on. The other side automatically

becomes switch-off.

Central control pushbutton on: tap briefly 5 times;

Central control pushbutton off: tap briefly 6 times;

Wireless motion sensor TF-BSB, TF-BHSB: (EEP: A5-07-01);

Smoke alarm TF-RWB TF-HMB: (EEP: A5-30-03);

Rotary switch and GFVS: Teach-in telegram 0xE0400D80, this automatically switches on and sends confirmation telegrams. It blocks the teach-in mode. Teaching-in a pushbutton is confirmed by briefly switching the load on/off. The teach-in mode is then active for a further 2 minutes.

To prevent unintentional teach-in, the teach-in mode is automatically blocked 2 minutes after the last teach-in, if an universal or direction pushbutton is already taught-in. This is indicated by the load switched on/off briefly twice.

Block teach-in mode immediately:

Tap 3 times briefly and once long (>2 seconds) on a wireless pushbutton that is already taught in (not a central command pushbutton).

A block is indicated by switching the load on/off twice briefly.

Unblock teach-in mode:

Tap 4 times briefly and once long (>2 seconds) on a wireless pushbutton already taught in (not a central command pushbutton).

Readiness for teach-in is indicated by briefly switching the load on/off.

Clear memory content completely (restore as-delivered state):

1. Unplug or plug in the adapter.
2. Tap 8 times briefly and once long (>2 seconds) on a wireless pushbutton already taught in (not a central command pushbutton).
Clear is indicated by switching the load on/off briefly.
3. Apply on 'Teach in wireless pushbutton'.

Clear memory content completely (restore as-delivered state) without a pushbutton: unplug and plug in the adapter 8 times within 20 seconds.

Clear is indicated by switching the load on/off briefly.

Switch on/off confirmation telegrams:

1. Unplug or plug in the adapter.
2. Tap 7 times briefly and once long (>2 seconds) on a wireless pushbutton already taught in (not a central command pushbutton).
ON is indicated by switching the load on/off briefly twice.
OFF is indicated by switching the load on/off briefly once.

Semi-automatic motion detection with taught-in wireless motion sensor TF-BSB, TF-BHSB (factory setting):

Press the pushbutton to switch on. This starts a release delay time of 5 minutes during which the device switches on again if motion is detected. When motion is no longer detected, the device switches off automatically after 5 minutes. The actuator then responds to motion for a further 5 minutes before switching off automatically. After this time expires, the device must be switched on again by pressing the pushbutton. The device can be switched off at any time by pressing the pushbutton, but then motion is no longer detected.

Fully automatic motion detection with taught-in wireless motion sensor TF-BSB, TF-BHSB:

If the actuator is not to switch on automatically when motion is detected, e.g. in rooms without daylight, replug the jumper to 'active' on the TF-BSB device. When motion is no longer detected, the device switches off automatically after the 5 minute release delay time expires. Press the pushbutton at any time to switch the device on or off. When motion is detected, the device switches on again automatically.

If a smoke **detector TF-RWB or an heat detector TF-HMB** is taught-in, the contact closes immediately after receiving the alarm telegram. After receiving the alarm end telegram, the contact doesn't open automatically, but only via a pushbutton.



May only be used in closed dry rooms.

The socket must be easily accessible.

Don't insert in a row.

EnOcean wireless

Frequency	868,3MHz
Transmit power	max. 10mW

Hereby, Eltako GmbH declares that the radio equipment type TF100L-230V is in compliance with Directive 2014/53/EU.

The full text of the EU declaration of conformity is available at the following internet address: eltako.com


WEEE registration number DE 30298319

Must be kept for later use!


Eltako GmbH


D-70736 Fellbach

Technical Support English:

 Michael Thünte +49 176 13582514

 thunte@eltako.de

 Marc Peter +49 173 3180368

 marc.peter@eltako.de

eltako.com