


MANUAL

OnWall



DEUTSCH

ENGLISH



Introduction

Thank you for choosing our OnWall wall docking station.

This user manual is intended to guide you through the hardware installation.

Further information and the latest FAQs be found at: www.eltako.com

Package content

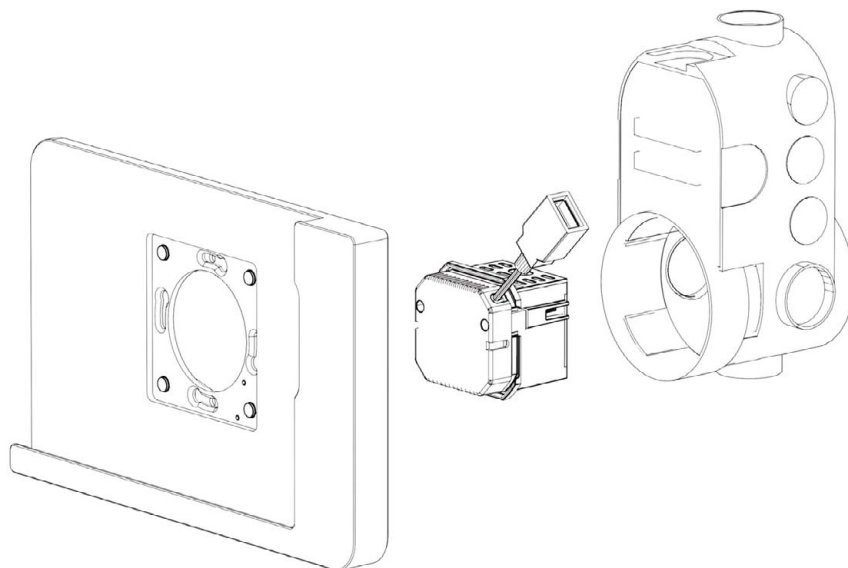
The scope of supply includes the Eltako OnWall, an 110-240 V AC to USB-A power supply unit, two WAGO® terminals and two 3x20 mm screws.

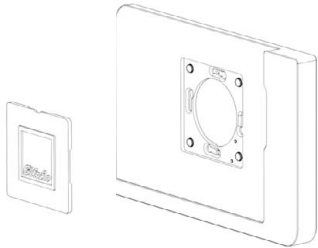
A PoE to USB-A power supply unit is optionally available.

If an USB-C capable iPad is used, a conversion kit to USB-C is optionally available.

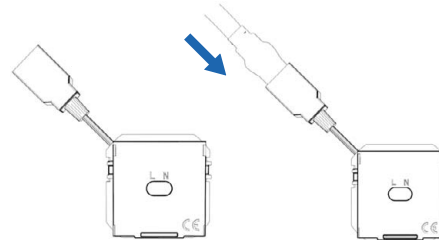
Installation

An electronics box must be used for installation.





1. Remove the mounting cover from the magnet bracket



2. Plug the OnWall's USB ribbon cable into the USB-A socket on the power supply unit.

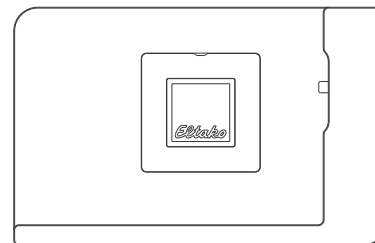
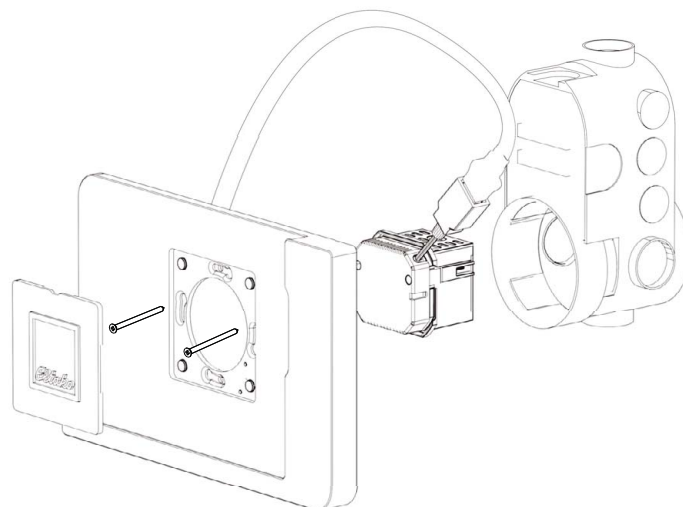
Connecting 110-240 V AC

Connect the connection cable to the power supply unit according to the color code using the WAGO terminals and lower it as far as possible into the electronics box.

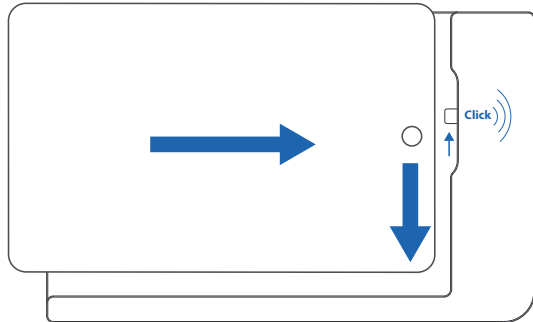
3. Screw the OnWall onto the electronics box with two suitable screws. The supplied 3x20 mm screws can be used if necessary. Make sure that the USB ribbon cable is not kinked as far as possible.

4. Now put the mounting cover back on the OnWall.

5. The installation is now complete.



Inserting the iPad:



The OnWall has a sliding Lightning charging connector that can be moved by hand and thus adapted to the size of the iPad.

The Lightning charging connector can also be replaced by an optionally available USB-C charging connector.

Technical Data OnWall

Outside Dimensions	220 mm x 140 mm x 18 mm
Power Supply	110-240 V AC, POE optional
Function Description	Store & charge iPad
Operating Temperature	0 - 35°C or 32 - 95°F
Operating Humidity	20% - 90%
Weight	0,6 kg

**Cleaning**

The product requires no special care, but only a regular cleaning of the glass. Do not use any abrasive or harsh cleaners. For general cleaning of the surfaces please use a soft cloth with screen cleaner. If possible frequently change the cloth so that no dust particles get stuck in the towel causing scratches.

Electrical Safety Information

1. Compliance is required with respect to voltage, frequency, and current requirements indicated on the manufacturer's label. Connection to a different power source than those specified may result in improper operation, damage to the equipment or pose a fire hazard if the limitations are not followed.
2. There are no operator serviceable parts inside this equipment. Service must be provided only by an authorized service technician.

FCC Compliance Statement

This equipment complies with the limits for a Class B digital device, pursuant to part 15 of the FCC Rules.

RoHS/WEEE Compliance Statement



This symbol was placed in accordance with the European Union Directive 2011/65/EU on the Waste Electrical and Electronic Equipment (the WEEE Directive). If disposed of within the European Union, this product should be treated and recycled in accordance with the laws of your jurisdiction implementing the WEEE Directive.

Declaration of Conformity

Hereby the Eltako GmbH declares, that this Eltako GmbH device, is in compliance with the essential requirements and other relevant provisions of Directive 2014/35/EU & 2014/30/EU.

Subject to changes at any time. The technical details and specifications do not equate to any form of guarantee. All products mentioned protected by international copyright and patent laws.

Apple and iPad are registered trademarks of Apple Inc. Due to periodic product improvement, all features and specifications are subject to change without notice. The tablet is NOT part of the scope of delivery!

OnWall

Premium iPad OnWall Docking Station.
Made out of high-quality aluminium.

Eltako GmbH


D-70736 Fellbach

Technical Support English:

☎ +49 711 94350025

✉ technical-support@eltako.de

eltako.com



Must be kept for later use!

02/2021 Subject to change without notice.

THE HOME OF INNOVATION.

Eltako