



**Modular surge arrester
MUA-20**

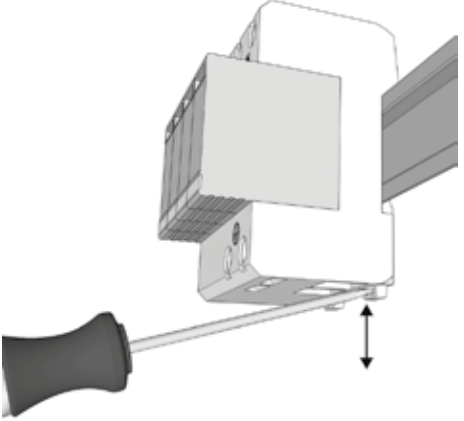
Only skilled electricians may install this electrical equipment otherwise there is the risk of fire or electric shock!

Temperature at mounting location: -20°C up to +50°C.
Storage temperature: -25°C up to +70°C.
Relative humidity: annual average value < 75%.

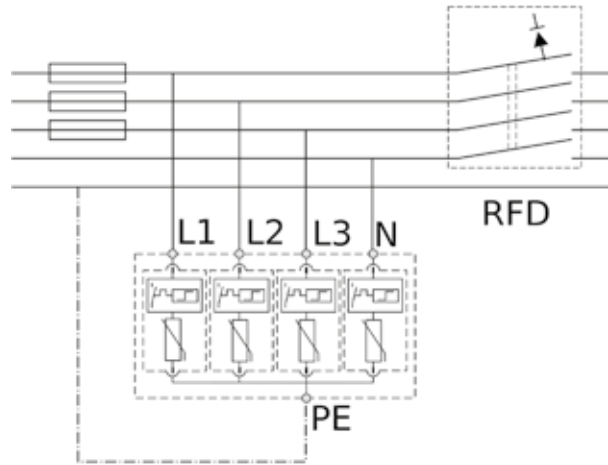
Modular surge arrester (Type 2), 4-pole, for mounting on DIN rail.

Mounting on a DIN rail

The latch, which can be easily opened with a screwdriver, makes it easier to install and remove the arrester from the DIN rail.

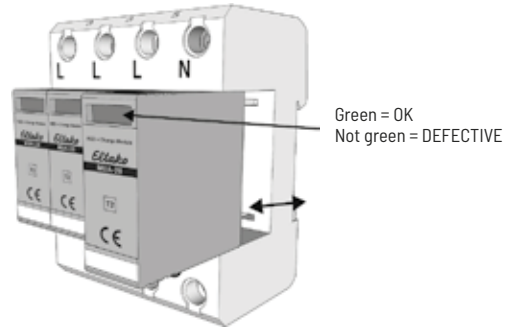


Circuit diagram



Maintenance

If an error message appears (the viewing window is not green), the affected modules must be replaced. The modular design allows single replacement.



Technical data

Earthing system	TN/TT
Nominal voltage U_n	230/400V
Maximum operating voltage U_c	275V
Nominal discharge current I_n	20 kA
Maximum discharge current I_{max}	40 kA
Protection level at I_n , U_p	≤ 1.2 kV
Response time T_A	≤ 25 ns
Overcurrent protection (max.)	125 A gL/gG
Short circuit strength at max. overcurrent I_p	25 kA
Insulation resistance R_{isol}	$> 10^3$ M Ω
Degree of protection	IP20
EN 61643-11	Type 2
IEC 61643-1	Class 2
VDE 06756	C
according to DIN 43880	4 modules
Terminals	35 mm ²



Warning!

Connection and installation should only be carried out by a qualified electrician. Regional regulations of the responsible grid operator must be strictly observed. The devices may only be used within the limits specified in the technical data. If covers are opened when replacing modules and live parts are exposed, this part of the system must be de-energised.

If needed, only original replacement modules MUA-20 must be used.

Manuals and documents in further languages:



<https://eltako.com/redirect/MUA-20>



Must be kept for later use!

ELTAKO GmbH

D-70736 Fellbach

Technical Support English:

+49 711 943 500 25

technical-support@eltako.de

eltako.com

20/2025 Subject to change without notice.