


Wireless single-phase energy meter transmitter module FWZ61-16A 

Only skilled electricians may install this electrical equipment otherwise there is the risk of fire or electric shock!

Temperature at mounting location:
-20°C up to +50°C.
Storage temperature: -25°C up to +70°C.
Relative humidity:
annual average value <75%.

Wireless single-phase energy meter transmitter module, maximum current 16A.
With internal antenna. Only 0.5 watt standby loss.

For installation.

45 mm long, 55 mm wide, 35 mm deep.

This single-phase energy meter measures active energy by means of the current between input and output and transmits the consumption and meter reading over the Eltako wireless network.

Accuracy class B (1%).

Evaluation on the computer with Eltako Wireless Building visualisation and control software GFVS or with energy consumption indicator FEA65D.

GFVS Energy supports up to 100 transmitter modules, GFVS 3.0 up to 250 transmitter modules.

The internal power consumption of max. 0.5 watt active power is neither metered nor indicated.

Like all meters without declaration of conformity (e.g. MID), this meter is not permitted for billing.

1 phase conductor with a max. current up to 16A can be connected. The inrush current is 20mA. The consumption is saved to a non-volatile memory and is immediately available again after a power failure.

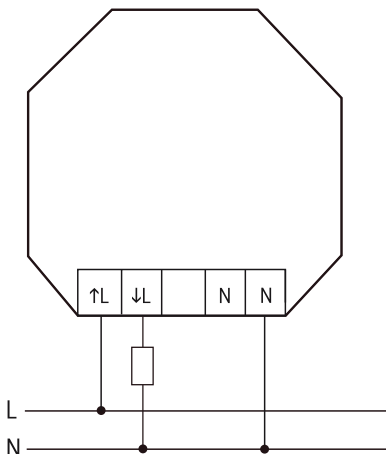
Wireless telegrams: A telegram is transmitted within 20 seconds if the power

status changes by min. 10 percent. A change in meter reading is transmitted immediately. A full telegram comprising meter reading and power status is transmitted every 10 minutes.

When the power supply is switched on, a **teach-in telegram** is sent to teach in the associated energy consumption indicator.

If the L input and the L output were interchanged when hooked up, a normal rate (HT)/off-peak (NT) switchover telegram is transmitted to indicate the hook-up error.

Typical connection



Technical Data

Rated voltage	230V, 50Hz,
Extended range	-20%/+15%
Reference current I_{ref} (Limiting current I_{max})	5 (16) A
Internal consumption	0.5 W
Active power	
Accuracy class $\pm 1\%$	B
Inrush current according to accuracy class B	20 mA
Maximum conductor cross section	4 mm ²

EnOcean wireless

Frequency	868.3 MHz
Transmit power	max. 10 mW

Hereby, Eltako GmbH declares that the radio equipment type FWZ61-16A is in compliance with Directive 2014/53/EU. The full text of the EU declaration of conformity is available at the following internet address: eltako.com


Must be kept for later use!

We recommend the housing for operating instructions GBA12.


Eltako GmbH

D-70736 Fellbach

Technical Support English:

 Michael Thünte +49 176 13582514

 thunte@eltako.de

 Marc Peter +49 173 3180368

 marc.peter@eltako.de

eltako.com