


Wireless sensor without battery
or wire 

Wireless Bluetooth pushbutton design
55x55 mm FT55BLE

Temperature at mounting location:

-20°C up to +50°C.

Storage temperature: -25°C up to +70°C.

Relative humidity:

annual average value <75%.

Wireless bluetooth pushbutton 80x80mm external dimensions, internal frame dimensions 55x55mm, 15mm high. Generates the power for wireless telegrams itself when the button is pressed, therefore there is no connecting wire and no standby loss.

The scope of supply comprises the frame R1, a rocker, a double rocker (all same colour), an attachment frame, a mounting base, the wireless module and one adhesive foil.

Wireless pushbuttons with one rocker can transmit two evaluable signals: press rocker up and press rocker down. Wireless pushbuttons with double rocker can transmit four evaluable signals: press two rockers up or down.

The mounting base can be screwed onto a flat surface or glued to the wall, on glass or on furniture using the enclosed adhesive foil. Use the sleeves in the 55mm socket box for screw mounting.

The double rocker is snapped onto the wireless module at the factory. If the double rocker is replaced by the large rocker, remove the rocker halves by pulling off to the front. Do not bend towards the middle. Then snap the large rocker so that the markings 0 and 1 on the back line up with the same markings on the wireless module.

Adhesion: First adhere the set *comprising the mounting base, frame and attachment frame* – with the latches pointing at the top and bottom. Then snap on the set *comprising the wireless module and rocker* – with the marking 0 on the back always pointing up.

Before screwing, remove the mounting base from the frame and the attachment frame. To do this, press the latches on the mounting base outwards. Then screw the mounting base – with the latches at top and bottom –, snap on the frame with the attachment frame and snap on the set *comprising the wireless module and rocker* – with the marking 0 on the back always pointing to the top.

We recommend stainless-steel counter-sunk screws 2.9x25 mm, DIN 7982 C, for screw connections. Both with rawl plugs 5x25 mm and with 55 mm switch boxes.

The wireless module PTM215B inside the pushbutton kann be taugt-in in Bluetooth devices. Bluetooth Low Energy works with 2,4 GHz frequency.

The radio telegrams are encrypted with AES-128 (CBC).

The wireless module PTM215B has an NFC interface according to ISO 14443.

EnOcean wireless

Frequency	2402 – 2480MHz
Transmit power	max. 1mW


Hereby, Eltako GmbH declares that the radio equipment type FT55BLE-wg is in compliance with Directive 2014/53/EU. The full text of the EU declaration of conformity is available at the following internet address: eltako.com

Must be kept for later use!


Eltako GmbH

D-70736 Fellbach

Technical Support English:

 Michael Thünte +49 176 13582514

 thuente@eltako.de

 Marc Peter +49 173 3180368

 marc.peter@eltako.de

eltako.com