



Wireless sensor

Wireless humidity temperature sensor with flat frames FFTF65B

Temperature at mounting location:
-20°C up to +50°C.

Storage temperature: -25°C up to +70°C.

Relative humidity:

annual average value <75%.

valid for devices from production week 50/18 (see bottom side of housing)

Wireless humidity temperature sensor with flat frames pure white glossy for single mounting 84x84x17/9 mm or mounting into the E-design switching system. With battery (lifetime 5 years). Smart Home sensor.

The humidity temperature sensor measures constantly the relative humidity between 0 and 100% ($\pm 5\%$) and the temperature between -20 and +60°C ($\pm 0.5^\circ\text{C}$).

It sends a data telegram within 2 minutes if changed in the Eltako building radio.

If there is no change, a status telegram is sent every 10 minutes.

This interval can be reduced to 1 resp. 5 minutes by changing the position of the jumper 'interval'. Remove the front panel.

Evaluation by actuator F2L14, the Smart Home central MiniSafe, MiniSafe REG, Safe VI, Touch VI, etc. with the Eltako wireless app GFA2.

We recommend stainless-steel countersunk screws 2.9x25 mm, DIN 7982 C, for screw connections.

Set of 2 stainless-steel countersunk screws 2.9x25 mm and plugs 5x25 mm are enclosed.

The power supply is an internal 3V CR2032 button cell and has a service life of several years.

Just remove the front panel to change the button cell.

Mounting over a 55 mm flush box. 17 mm over and 9 mm into the box.

Screw on the mounting plate. Then snap on the frame, pull out the battery insulation and snap on the front panel.

On delivery, the EEP: A5-04-02 is active, the internal jumper is only on a pin. This jumper can be used on the EEP: A5-04-03 The housing must be opened and the jumper changed to both pins.

To teach in the GFVS remove the front panel and press the teach-in button.

EEP: A5-04-02

teach-in telegram: 0x10100D87

Data_byte2 = humidity 0..100% (corresponds 0..250)

Data_byte1 = temperature -20°C..+60°C (corresponds 0..250)

EEP: A5-04-03

teach-in telegram: 0x10180D80

Data_byte3 = humidity 0..100% (corresponds 0..255)

Data_byte2 und 1 = temperature -20°C..+60°C (corresponds 0..1023)

The crossed-out waste container indicates that batteries may not be disposed with other household or commercial waste.



Attention: Danger of explosion if battery is replaced improperly. Only replace it by an equivalent type!

EnOcean wireless

Frequency	868.3 MHz
Transmit power	max. 10 mW


Hereby, Eltako GmbH declares that the radio equipment type FFTF65B is in compliance with Directive 2014/53/EU. The full text of the EU declaration of conformity is available at the following internet address: eltako.com

Must be kept for later use!


Eltako GmbH


D-70736 Fellbach

Technical Support English:

 Michael Thünte +49 176 13582514

 thunte@eltako.de

 Marc Peter +49 173 3180368

 marc.peter@eltako.de

eltako.com