



Wireless sensor

Motion/brightness sensor

FBH65B

**Only skilled electricians may install this electrical equipment otherwise there is the risk of fire or electric shock!**

Temperature at mounting location:

-20°C up to +50°C.

Storage temperature: -25°C up to +70°C.

Relative humidity:

annual average value <75%.

Wireless motion/brightness sensor for surface mounting 84x84x39mm or mounting into the E-design switching system. Power supply with a 12V DC power supply unit or with AAA batteries in the frame (lifetime 3 years). Only 1mW standby loss.

In the as-delivered condition, the energy storage is empty and needs to be charged before use. Either via the red/black

12V DC power cable for about 3 minutes or by inserting two pieces AAA batteries (not included in delivery) for about 1 minute.

In normal operation, the power supply is either through the cable with a 12V DC power supply unit FSNT61-12V/6W in a flush-mounted box under the sensor or with AAA batteries. Then the 12V DC connecting cable may be cut off if necessary. The sensor then requires no installation depth behind the mounting plate. It can be screwed to any flat surface.

The complete module can be removed from the frame for screw mounting.

We recommend stainless-steel counter-sunk 2.9x25mm, DIN 7982 C, for screw connections. Both with rawl plugs 5x25mm and with 55mm switch boxes. Set of 2 stainless-steel counter-sunk screws 2,9x25mm and plugs 5x25mm are enclosed.

**To teach-in** an actuator in teach-in mode, hold the supplied blue magnet or any other available magnet below the point on the side panel of the sensor marked by ■. This sends a teach-in telegram.

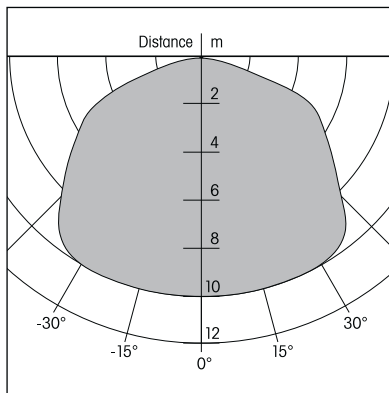
A red **LED** behind the Fresnel lens confirms transmitting of the teach-in telegram by flashing briefly.

The sensor measures from 0 to 2000lux and transmits a message to the Eltako wireless network every 100 seconds if the brightness changes by min 10lux. If the sensor detects motion, it sends a signal twice immediately. The switch-off signal is sent after the off delay which has a fixed setting of 1 minute. If there is no change, a status message is sent every 20 minutes.

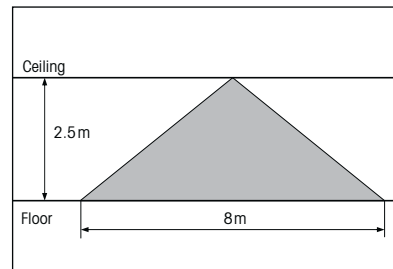
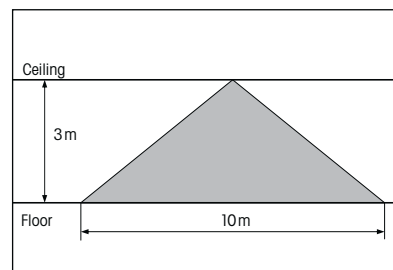
When teaching-in in actuators, the switching threshold is defined for switching the light on/off depending on the brightness.

If a FBH detects motion, then the device is switched on and only when all the FBH taught-in in an actuator fail to detect motion for one minute, the actuator return delay starts if this was previously set.

### Wall mounting



### Ceiling mounting



### EnOcean wireless

Frequency	868.3 MHz
Transmit power	max. 10mW

**Hereby, Eltako GmbH declares that the radio equipment type FBH65B is in compliance with Directive 2014/53/EU. The full text of the EU declaration of conformity is available at the following internet address: [eltako.com](http://eltako.com)**

**Must be kept for later use!**

### Eltako GmbH

D-70736 Fellbach

**Technical Support English:**

☎ Michael Thünte +49 176 13582514

✉ [thuente@eltako.de](mailto:thuente@eltako.de)

☎ Marc Peter +49 173 3180368

✉ [marc.peter@eltako.de](mailto:marc.peter@eltako.de)

[eltako.com](http://eltako.com)