



Wireless sensor
Motion/brightness sensor FBH55

Only skilled electricians may install this electrical equipment otherwise there is the risk of fire or electric shock!

Temperature at mounting location:
-20°C up to +50°C.
Storage temperature: -25°C up to +70°C.
Relative humidity:
annual average value <75%.

Wireless motion/brightness sensor for surface mounting 84x84x39mm or mounting in 55x55mm or 63x63mm switch system. Power supply with a 12V DC power supply unit or with batteries.

The scope of supply includes a frame in Q-Design QRR, an attachment frame and a battery mounting plate. For mounting in frame with 55- or 63-neck-line also an intermediate frame ZR in the same color and a mounting plate.

In the as-delivered condition, the energy storage is empty and needs to be charged before use. Either via the red/black 12V DC power cable for about 10 minutes or by inserting two pieces AAA batteries (not included in delivery) for about 1 minute.

In normal operation, the power supply is either through the cable with a 12V DC power supply unit FSNT61-12V/6W in a flush-mounted box under the sensor or with AAA batteries. Then the 12V DC connecting cable may be cut off if necessary. The sensor then requires no installation depth behind the mounting plate. It can be screwed to any flat surface.

We recommend stainless-steel counter-sunk 2.9x25mm, DIN 7982 C, for screw connections. Both with rawl plugs 5x25mm and with 55mm switch boxes. Set of 2 stainless-steel counter-sunk screws 2,9x25mm and plugs 5x25mm are enclosed.

To teach-in in an actuator in teach-in mode, hold the supplied blue magnet or any other magnet at hand below the point on the side panel of the sensor marked by ■. This sends a teach-in telegram.

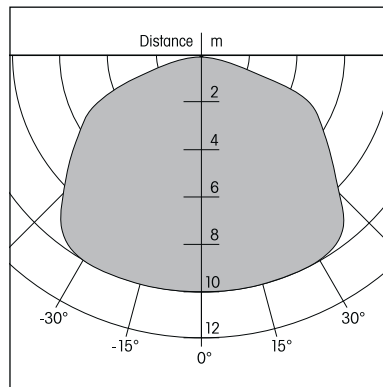
A red LED behind the Fresnel lens confirms transmitting of the teach-in telegram by flashing briefly.

The sensor measures from 0 to 2000 lux and transmits a message to the Eltako wireless network every 100 seconds if the brightness changes by min 10 lux. If the sensor detects motion, it sends a signal twice immediately. The switch-off signal is sent after the off delay which has a fixed setting of 1 minute. If there is no change, a status message is sent every 20 minutes.

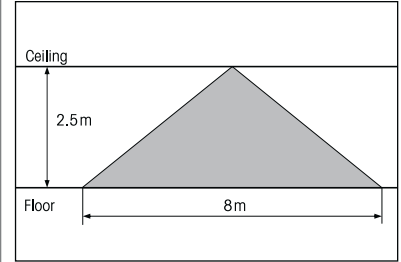
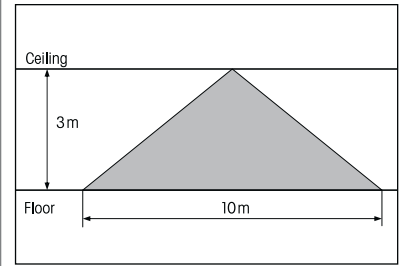
When teaching-in in actuators, the switching threshold is defined for switching the light on/off depending on the brightness.

If a FBH55 detects motion, then the device is switched on and only when all the FBH55s taught-in in an actuator fail to detect motion for one minute, the actuator return delay starts if this was previously set.

Wall mounting



Ceiling mounting



ELTAKO GmbH hereby declares that the products that relates to this operating manual, are in compliance with the essential requirements and other relevant provisions of directive 1999/5/EC. A copy of the EU declaration of conformity can be requested at the address below.

Must be kept for later use!

Eltako GmbH

D-70736 Fellbach
☎ +49 711 94350000
www.eltako.com