



30 055 512 - 2



Wireless sensor

Wireless motion sensor FB55B-

Temperature at mounting location:
-20°C up to +50°C.
Storage temperature: -25°C up to +70°C.
Relative humidity:
annual average value <75%.

valid for devices from production week 42/21 (see bottom side of housing)

Wireless motion sensor pure white glossy for surface mounting 80x80x27 mm or mounting into the E-Design55 switching system. With battery (lifetime 3 years). Smart Home sensor.

The FB55B- sends a motion-detected telegram every 2 minutes when motion is detected. If no more movement is detected, a non-movement telegram is sent after 4 minutes. If there is still no movement detected, a non-movement telegram is sent every 30 minutes.

In the factory setting, the upper slide switch is set to 'P (passive)', light actuators and dimming actuators switch off automatically if no new movement has been detected for 5 minutes. It is switched on with a button. With the upper slide switch in position 'A (active)', automatic movement-dependent switch-on is activated.

The sensitivity can be selected with the lower slide switch.

'H' = high (factory setting) or 'L' = low.

The power supply is an internal 3V CR2032 button cell and has a service life of several years.

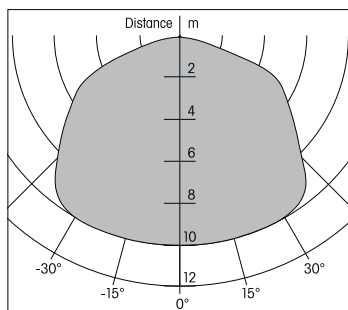
Just remove the front panel to change the button cell.

In order to teach in to an actuator in teach-in mode or to the GFVS, remove the front panel and press the teach-in pushbutton.

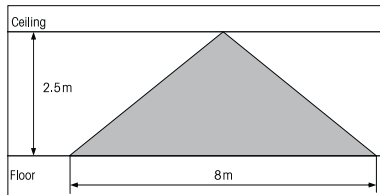
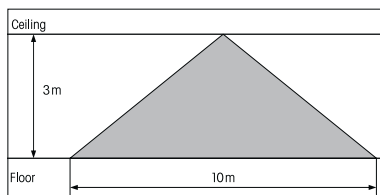
Installation only on a level surface: Screw on mounting plate. Then snap on the frame, remove the battery insulation foil and snap on the front plate.

We recommend stainless-steel counter-sunk screws 2.9x25 mm, DIN 7982 C, for screw connections. Set of 2 stainless-steel countersunk screws 2.9x25 mm and plugs 5x25 mm are enclosed.

Wall mounting



Ceiling mounting



The crossed-out waste container indicates that batteries may not be disposed with other household or commercial waste. Batteries can be returned free of charge to the retail outlet after use.



Attention: Danger of explosion if battery is replaced improperly. Only replace it by an equivalent type!

Wireless telegrams as per EEP A5-07-01
Data_byte3 = voltage 0-5V (0-250)
Data_byte2 = -
Data_byte1 = 0xC8 = semi-automatic motion detector
0xFF = fully automatic



enocean®
THE UNIQUE WIRELESS PROFESSIONAL
SMART HOME STANDARD

Frequency	868.3 MHz
Transmit power	max. 10 mW

Hereby, Eltako GmbH declares that the radio equipment type FB55B- is in compliance with Directive 2014/53/EU.

The full text of the EU declaration of conformity is available at the following internet address: eltako.com

Must be kept for later use!

Eltako GmbH

D-70736 Fellbach

Technical Support English:

+49 711 94350025

technical-support@eltako.de

eltako.com

42/2021 Subject to change without notice.