



Wireless motion sensor

FB55B

Temperature at mounting location:

-20°C up to +50°C.

Storage temperature: -25°C up to +70°C.

Relative humidity:

annual average value <75%.

Wireless motion sensor pure white glossy for single mounting 80x80x27 mm or mounting into the E-Design55 switching system. With battery.

At factory settings, taught in light and dimming actuators turn off automatically 5 minutes after the last detected motion. Switching on the light by pushbutton.

Automatic motion-dependent switch-on is activated by plugging a jumper in the 'active' position.

We recommend stainless-steel countersunk screws 2.9x25 mm, DIN 7982 C, for screw connections. Set of 2 stainless-steel countersunk screws 2.9x25 mm and plugs 5x25 mm are enclosed.

The power supply is an internal 3V CR2032 button cell and has a service life of several years.

Just remove the front panel to change the button cell.

Installation only on a level surface:

Screw on mounting plate. Then snap on the frame, remove the battery insulation foil and snap on the front plate.

In order to teach in to an actuator in teach-in mode or to the GFVS, remove the front panel and press the teach-in pushbutton.

Data telegram as per EEP: A5-07-01

Data_byte3 = -

Data_byte2 = -

Data_byte1 = 0xC8 = semi-automatic motion detector

0xFF = fully automatic motion detector

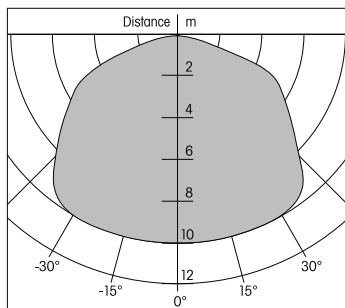
Data_byte0 = 0x08

Teach-in telegram: 0x1C080D80

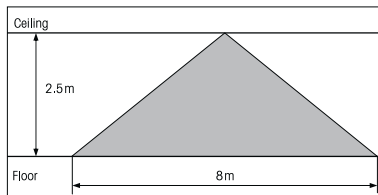
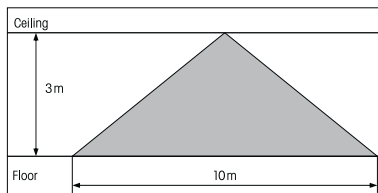
The FB55B sends a motion-detected telegram every 60 seconds when motion is detected.

The wireless sensor can be taught in to the tap-radio actuators TF61L, TF61D, FTA65L, FTA65D, FTA55L, FTA55D, TF100L and TF100D as well as the actuators FSR14, FUD14, FSR61 and FUD61.

Wall mounting



Ceiling mounting



The crossed-out waste container indicates that batteries may not be disposed with other household or commercial waste.



Attention: Danger of explosion if battery is replaced improperly. Only replace it by an equivalent type!

EnOcean wireless

Frequency	868,3 MHz
Transmit power	max. 10mW

Hereby, Eltako GmbH declares that the radio equipment type FB55B is in compliance with Directive 2014/53/EU. The full text of the EU declaration of conformity is available at the following internet address: eltako.com

Must be kept for later use!

Eltako GmbH

D-70736 Fellbach

Technical Support English:

☎ Michael Thünte +49 176 13582514

✉ thuente@eltako.de

☎ Marc Peter +49 173 3180368

✉ marc.peter@eltako.de

eltako.com