



Wireless sensor

Outdoor motion/brightness sensor
FABH63

Only skilled electricians may install this electrical equipment otherwise there is the risk of fire or electric shock!

Temperature at mounting location:

-20°C up to +50°C.

Storage temperature: -25°C up to +70°C.

Relative humidity:

annual average value <75%.

Wireless outdoor motion/brightness sensor, LxWxH = 80x80x39 mm, protection class IP54.

In as-delivered state the energy accumulators are empty and must be charged in bright daylight for about 10 hours.

In normal ambient brightness (at least a daily average of 200 Lux), the energy of the integrated solar module is sufficient to power the FABH63.

The power reserve stored in capacitors supplies the power requirement for the night.

The sensor requires no installation depth behind the mounting plate and can be screwed to any flat surface.

We recommend stainless-steel counter-sunk 2.9x25 mm, DIN 7982 C, for screw connections. Both with rawl plugs 5x25 mm and with 55 mm switch boxes. Set of 2 stainless-steel counter-sunk screws 2,9x25 mm and plugs 5x25 mm are enclosed.

To teach-in in an actuator in teach-in mode, hold the supplied blue magnet or any other magnet at hand below the point on the side panel of the sensor marked by ■. This sends a teach-in telegram.

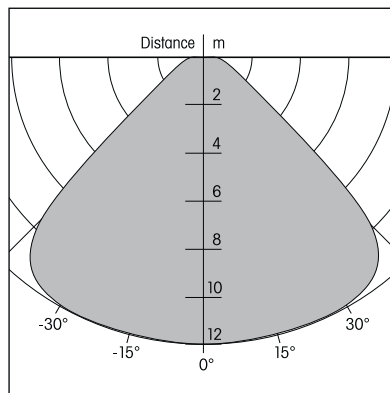
The sensor measures from 0 to 2000 lux and transmits a message to the Eltako wireless network every 100 seconds if

the brightness changes by min 10 lux. If the sensor detects motion, it sends a signal twice immediately. The switch-off signal is sent after the off delay which has a fixed setting of 1 minute. If there is no change, a status message is sent every 20 minutes.

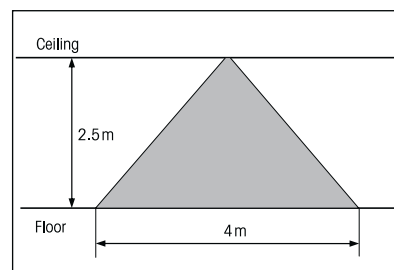
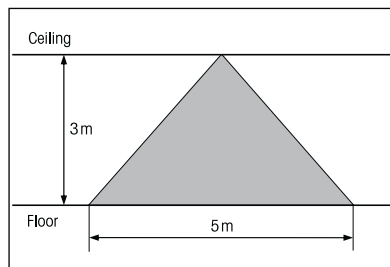
When teaching-in in actuators, the switching threshold is defined for switching the light on/off depending on the brightness.

If a FABH63 detects motion, then the device is switched on and only when all the FABH63s taught-in in an actuator fail to detect motion for one minute, the actuator return delay starts if this was previously set.

Wall mounting



Ceiling mounting



ELTAKO GmbH hereby declares that the products that relates to this operating manual, are in compliance with the essential requirements and other relevant provisions of directive 1999/5/EC.

A copy of the EU declaration of conformity can be requested at the address below.

Must be kept for later use!

Eltako GmbH

D-70736 Fellbach

+49 711 94350000

www.eltako.com