

Wireless 2-way central control pushbutton F2ZT65-wg



Temperature at mounting location:
-20°C up to +50°C.
Storage temperature: -25°C up to +70°C.
Relative humidity:
annual average value <75%.

Wireless 2-way pushbutton for single mounting 84x84x16 mm or mounting into the E-design switching system. Generates the power for wireless telegrams itself when the button is pressed, therefore there is no connecting wire and no standby loss. With rocker laser engraved. Smart Home sensor.

The scope of supply comprises the frame R1E, a rocker, an attachment frame, a mounting base, the wireless module and one adhesive foil.

Wireless pushbuttons with one rocker can transmit two evaluable signals: press rocker up and press rocker down. Snap the large rocker so that the markings 0 and I on the back line up with the same markings on the wireless module.


The mounting base can be screwed onto a flat surface or glued to the wall, on glass or on furniture using the enclosed adhesive foil. Use the sleeves in the 55mm socket box for screw mounting.

Adhesion: First adhere the set *comprising the mounting base, frame and attachment frame* – with the latches pointing at the top and bottom. Then snap on the *set comprising the wireless module and rocker* - with the marking 0 on the back always pointing up.

Before screwing, remove the mounting base from the frame and the attachment frame. To do this, press the latches on the mounting base outwards. Then screw the mounting base – with the latches at top and bottom –, snap on the frame with the attachment frame and snap on the set *comprising the wireless module and rocker* – with the marking 0 on the

back always pointing to the top.

We recommend stainless-steel counter-sunk screws 2.9x25 mm, DIN 7982 C, for screw connections. Both with rawl plugs 5x25 mm and with 55 mm switch boxes.

The wireless module integrated in the wireless pushbutton can be taught-in encrypted as described in the operating instructions in all encryptable actuators of the Series 61 and FAM14. This requires the FTWV wireless pushbutton encryption rocker. Encryptable actuators bear the pictogram .

Teaching-in wireless sensors in wireless actuators

All sensors must be taught-in in the actuators so that they can detect and execute commands.

The teach-in process is described in the operation manual of the actuators.

EnOcean wireless

Frequency	868.3 MHz
Transmit power	max. 10 mW

Hereby, Eltako GmbH declares that the radio equipment type F2ZT65 is in compliance with Directive 2014/53/EU.


The full text of the EU declaration of conformity is available at the following internet address: eltako.com

Must be kept for later use!


Eltako GmbH


D-70736 Fellbach

Technical Support English:

 Michael Thünte +49 176 13582514

 thuente@eltako.de

 Marc Peter +49 173 3180368

 marc.peter@eltako.de

eltako.com