

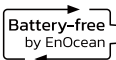


30 055 715 - 1



Wireless sensor without battery or wire

Wireless pushbutton F2T55E0R-



Temperature at mounting location:

-20°C up to +50°C.

Storage temperature: -25°C up to +70°C.

Relative humidity:

annual average value <75%.

Wireless pushbutton for single mounting 80x80x15 mm or mounting into the 55 mm switching system. Generates the power for wireless telegrams itself when the button is pressed, therefore there is no connecting wire and no standby loss.

The scope of supply comprises a flat rocker, an attachment frame, a mounting base, the wireless module and one adhesive foil.

Wireless pushbuttons with one rocker can transmit two evaluable signals: press rocker up and press rocker down.

The mounting base can be screwed onto a flat surface or glued to the wall, on glass or on furniture using the enclosed adhesive foil. Use the sleeves in the 55 mm socket box for screw mounting.


Adhesion: First adhere the set *comprising the mounting base, frame (not included in the scope of supply) and attachment frame* – with the latches pointing at the top and bottom. Then snap on the set *comprising the wireless module and rocker* – with the marking 0 on the back always pointing up.

Before screwing, remove the mounting base from the frame (not included in the scope of supply) and the attachment frame.

To do this, press the latches on the mounting base outwards. Then screw the mounting base – with the latches at top and bottom –, snap on the frame with the attachment frame and snap on the set *comprising the wireless module and rocker* – with the marking 0 on the back always pointing to the top.

We recommend stainless-steel countersunk screws 2.9x25 mm, DIN 7982 C, for screw

connections. Both with rawl plugs 5x25 mm and with 55 mm switch boxes.

The wireless module integrated in the wireless pushbutton can be taught-in encrypted as described in the operating instructions in all encryptable actuators of the Series 61, 62 and 71 as well as the FAM14. This requires the FTVW wireless pushbutton encryption rocker. Encryptable actuators bear the pictogram .

Teaching-in wireless sensors in wireless actuators


All sensors must be taught-in in the actuators so that they can detect and execute commands.

The teach-in process is described in the operation manual of the actuators.

Manuals and documents in further languages:



<http://eltako.com/redirect/F2T55E0R->



enocean®

THE UNIQUE WIRELESS **PROFESSIONAL**
SMART HOME STANDARD

Frequency	868.3 MHz
Transmit power	max. 10 mW

Hereby, Eltako GmbH declares that the radio equipment type F2T55E0R- is in compliance with Directive 2014/53/EU.

The full text of the EU declaration of conformity can be accessed via the QR code or the internet address under 'Documents'.


Must be kept for later use!

Eltako GmbH

D-70736 Fellbach

Technical Support English:

 +49 711 943 500 25

 technical-support@eltako.de

eltako.com

28/2023 Subject to change without notice.