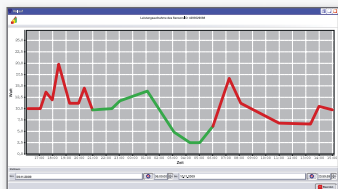


Radio telegrams from the wireless energy meter transmitter module FSS12 and the self-learning wireless single-phase energy meter transmitter modules FWZ12 and FWZ61 can be received and displayed on a PC using the **Wireless Visualisation and Control Software FVS-Energy** and the USB receiver FAM-USB.

⚠ Caution! The FVS-Energy software is contained in the Wireless Visualisation Software FVS-Home and FVS-Professional and need not be installed separately.

## FVS-Energy

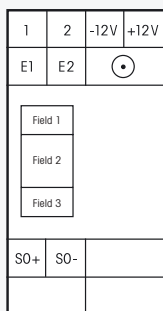


### Free-of-charge wireless visualisation and control software for up to 100 energy meters with energy meter transmitter module FSS12.

The software is ready for downloading at "eltako-wireless.com". Updates will also be available there free of charge.

The wireless receiver FAM-USB with USB port is also required for PC reception and if required for transmitting wireless telegrams from a PC to load shedding relays in addition. A web license is necessary.

## FSS12-12 V DC

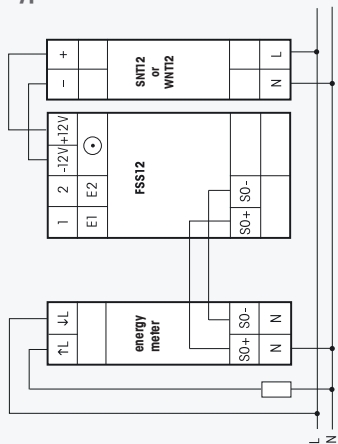


**Wireless Energy meter transmitter module for connection to SO interface of the Eltako single-phase energy meter and three-phase energy meter. Only 0.5 watt standby loss. With load shedding relay 1 NO contact potential free 4A/250V and with exchangeable antenna. If required, a wireless antenna FA250 can be connected.**

Modular device for DIN-EN 60715 TH35 rail mounting. 2 modules = 36mm wide, 58mm deep. **The energy meter transmitter module FSS12 evaluates the signals from the energy meter SO interface and transmits wireless telegrams containing consumption and meter reading to the Eltako wireless network for evaluation on a PC using the Visualisation and Control Software FVS Home and FVS Energy. On three-phase energy meters, the data sent includes normal rate (HT) or off-peak (NT) energy tariff data, provided the E1/E2 terminals on the three-phase energy meter are connected to E1/E2 on the FSS12.**

The enclosed small antenna can be replaced with a wireless antenna FA250 or FA200 with magnetic base and cable.

### Typical connection



FVS-Energy and FVS-Home support up to 100 transmitter modules and FVS-Professional up to 250 transmitter modules.

The 12V DC supply voltage of the complete RS485 bus is mainly powered at 6W, 12W or 24W by a switch mode power supply unit SNT12-12V DC that is only 1 or 2 pitch units wide. When the relay of the FSS12 is switched on, a power of 0.6 watts is required.

The setting and display screen is subdivided into 3 fields:

- **Field 1:** The normal display is the unit of the meter reading currently displayed in Field 3. This alternates every 4 seconds with either kilowatt hours kWh (KWH in display) or megawatt hours MWh (MWH in display). The display in Field 1 is supplemented by a + sign after the reading to indicate that the off-peak tariff rate is applied to E1/E2.
- **Field 2:** Instantaneous values of energy consumption (active power) in watt (W) or kilowatt (kW). The left-pointing arrow in Field 1 indicates an automatic switchover from 0 to 99W to 0.1 to 65kW.
- **Field 3:** The meter reading is the normal display. Every 4 seconds the display alternates between 3 whole numbers and 1 decimal point (from 0.1 to 999.9kWh) and 1 or max 3 whole numbers (from 0 to 999MWh).

**Wireless telegrams:** A power telegram is transmitted every 130 seconds and the display is updated. Otherwise a telegram is transmitted within 20 seconds if the power changes by minimum 10 percent. A switchover from HT to NT is transmitted immediately in the same way as a meter reading change. A full telegram comprising meter reading HT, meter reading NT and power is transmitted 20 seconds after the power supply is switched on and then every 10 minutes. The LED lights up briefly when a telegram is transmitted.

See page 2-3 for a detailed description.

<b>FAM-USB with license FVS-Energy</b>	USB wireless receiver	EAN 4010312305003	<b>149,60 €/pc.</b>
<b>FSS12-12V DC</b>	wireless energy meter transmitter module	EAN 4010312301944	<b>79,80 €/pc.</b>