

RVZ/AVZ/TGI/EAW12DX-UC



+B1	
+A1	-A2
15	
16	18
(N)	16
15(L)	18

1 CO contact potential free 10A/250V AC. Incandescent lamps 2000W*. Standby loss 0.02–0.4 watt only.

Modular device for DIN EN 60715 TH35 rail mounting.
1 module = 18mm wide, 58mm deep.

These digital settable time relays are identical to the MFZ12DX-UC, except that they have one function only (description page E8).

On type TGI12DX-UC T1 and T2 can be set separately by a second multiplier while the time base remains the same.

On type EAW12DX-UC different functions can be selected by a rotary switch: fleeting NO contact (EW), fleeting NC contact (AW) or fleeting NO contact and fleeting NC contact (EAW).

With the patented Eltako Duplex technology (DX) the normally potential-free contacts can still switch in zero passage when switching 230V AC 50Hz and therefore drastically reduce wear. Simply connect the neutral conductor to the terminal (N) and L to 15 (L) for this. This gives an additional standby consumption of only 0.1 Watt.

Universal control voltage from 8 to 230V UC. Supply voltage like control voltage.

Time setting between 0.1 second and 40 hours.

By using a bistable relay coil power loss and heating is avoided even in the on mode.

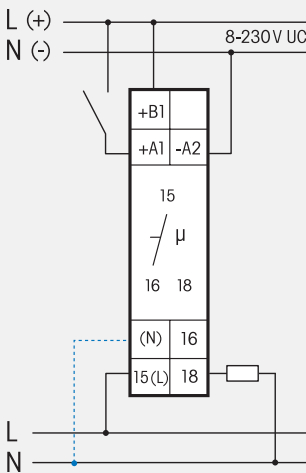
The switched consumer may not be connected to the mains before the short automatic synchronisation after installation has terminated.

The LED below the big rotary switch indicates the contact position while time-out is in progress. It blinks while the relay contact 15-18 is open (15-16 closed), and is continuously ON as long as the relay contact 15-18 is closed (15-16 open).

The time base T is selected by means of the middle, latching rotary switch **T**. Time-base figures available are 0.1 seconds, 0.5 seconds, 2 seconds, 5 seconds, 1 minute, 2 minutes, 5 minutes, 1 hour, 2 hours and 4 hours. The total time is obtained by multiplying the time base by the multiplier.

The multiplier xT is set on the upper, latching rotary switch **xT** and is in the range from 1 to 10. Thus, time settings can be selected in the range from 0.1 second (time base 0.1 second and multiplier 1) and 40 hours (time base 4 hours and multiplier 10).

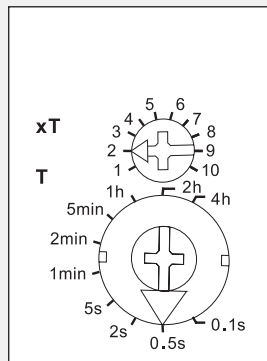
Typical connection



If N is connected, the zero passage switching is active.

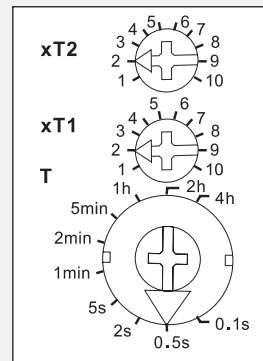
* The maximum load can be used starting at a delay time or clock cycle of 5 minutes. The maximum load will be reduced for shorter times as follows: up to 2 seconds 15%, up to 2 minutes 30%, up to 5 minutes 60%.

Function rotary switches



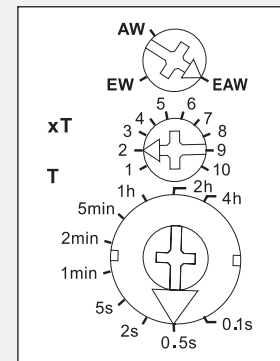
RVZ/AVZ12DX-UC

Function rotary switches



TGI12DX-UC

Function rotary switches



EAW12DX-UC

Technical data page E9. Housing for operating instructions GBA12 page Z3.

RVZ12DX-UC	RV release delay (OFF delay)	EAN 4010312603093	45,40 €/pc.
AVZ12DX-UC	AV operate delay (ON delay)	EAN 4010312603109	45,40 €/pc.
TGI12DX-UC	TI clock generator starting with impulse (flasher relay)	EAN 4010312603116	45,40 €/pc.
EAW12DX-UC	EW+AW+EAW fleeting NO contact and fleeting NC contact	EAN 4010312603123	45,40 €/pc.