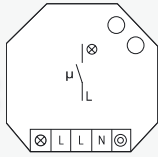


## TLZ61NP-230 V



**1 NO contact not potential free 10A/250V AC. Incandescent lamps up to 2000 W, energy saving lamps ESL up to 200W. Switch-off early warning and permanent light by push-button switchable. Standby loss 0.7 watt only. With ESL optimisation.**

Built-in device for installation. 45 mm long, 55 mm wide, 18 mm deep.

**Zero passage switching** to protect contacts and lamps. This prolongs in particular the lifetime of energy saving lamps.

State-of-the-art hybrid technology combines advantages of nonwearing electronic control with high capacity of special relays.

**By using a bistable relay coil power loss and heating is avoided even in the on mode.**

The switched consumer may not be connected to the mains before the short automatic synchronisation after installation has terminated.

230V control voltage, supply voltage and switching voltage. With infinitely variable time range from 1 to 12 minutes. 50mA glow lamp current, dependent on the ignition voltage of the glow lamps.

3-wire and 4-wire circuits, resettable, with attic lighting if 4-wire circuit.

Automatic detection of the method of connection.

After a power failure the lighting is switched on again in case the set time has not elapsed yet.

**If switch-off early warning function  $\sqcap$  is switched on**, the light starts flickering approx. 30 seconds before time-out and is repeated three times at decreasing time intervals.

**If permanent light by push-button  $\odot$  is switched on**, permanent light can be switched on by pressing the push-button longer than 1 second. This is switched off automatically after 60 minutes or by pressing the push-button longer than 2 seconds.

If both switch-off early warning function and permanent light by push-button  $\odot \sqcap$  are switched on, the switch-off early warning function is activated before the permanent light switches off.

**When energy saving lamps ESL are completely or partially switched, then set the switch-off early warning with the push-button permanent light ESL on the lower rotary switch.**

If the function TLZ is selected the time can be **extended** within the first second after switching on or resetting by pressing the push-button repeatedly up to three times (incrementing).

Each momentary-contact control increments the set time once.

The function **ESV**, impulse switch with release delay up to 120 minutes, can be selected optionally. If this function is set it is automatically disconnected after the set delay is timed out if a manual OFF command has not been given.

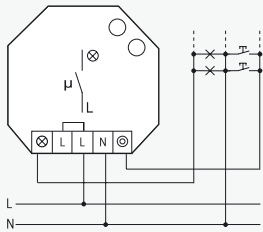
If the timing period is set to minimum in the function **ESV**, the release delay is switched off.

The standard impulse switch function **ES** is then set.

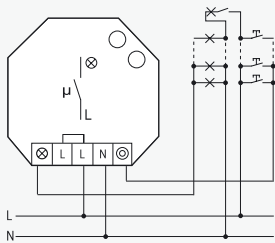
$\sqcap$  = Switch-off early warning function;  $\odot$  = Permanent light by push-button;

$\odot \sqcap$  = Switch-off early warning function and permanent light by push-button

### Typical connection



3-wire circuit, resettable



4-wire circuit with attic lighting, resettable

### Function rotary switches

