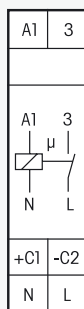


NLZ12NP-230V+UC



**1 NO contact not potential free 16 A/250 V AC.
Standby loss 0.5 watt only.**

Modular device for DIN EN 60715 TH35 rail mounting.
1 module = 18 mm wide, 58 mm deep.

Zero passage switching to protect contacts and consumers.

State-of-the-art hybrid technology combines advantages of nonwearing electronic control with high capacity of special relays.

230V control voltage and additionally 8 to 230V UC electrically isolated universal control voltage. 230V supply voltage and switching voltage.

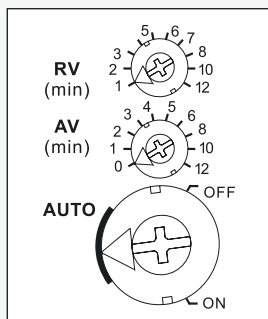
Very low switching noise.

Off-delay time settable from 1 to 12 min with the top rotary switch. Operating delay settable from 0 to 12 minutes with the middle rotary switch. Permanent ON and permanent OFF with the bottom rotary switch.

Function: When the control contact (light switch) is closed the operate delay AV starts (if not set '0 minutes'), on time-out the fan is switched on. The set release delay RV (delay time) starts when the control contact opens and if a set operating delay has elapsed. The fan switches off on time-out.

This off-delay timer can be controlled by all dimmer switches EUD12 and EUD61 even in the minimum dimming position.

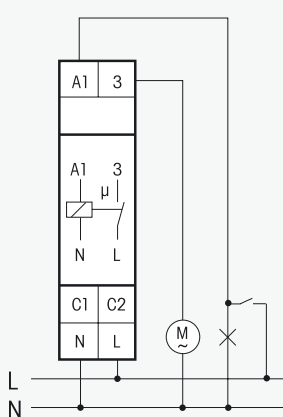
Function rotary switches



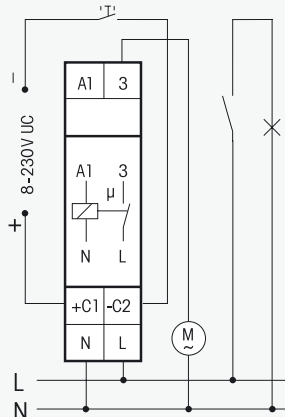
RV = release delay (delay time)

AV = operating delay

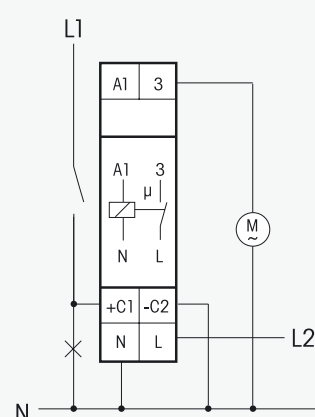
Typical connections



Fan control through light switch



Fan control through ultra low voltage door contact, light is controlled separately



Fan control through light switch in case of different potentials on switch and fan

Technical data page D8. Housing for operating instructions GBA12 page Z5.

NLZ12NP-230V+8..230V UC

1 NO 16A

EAN 4010312602911

36,70 €/pc.

Recommended retail prices excluding VAT.