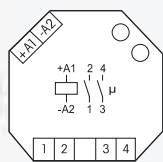


ESR61M-UC



**1+1 NO contacts potential free 10A/250V AC.
Incandescent lamp load up to 2000W. No standby loss.**

For installation. 45 mm long, 55 mm wide, **32 mm deep.**

State-of-the-art hybrid technology combines advantages of nonwearing electronic control with high capacity of special relays.

Universal control voltage 8 to 230V UC.

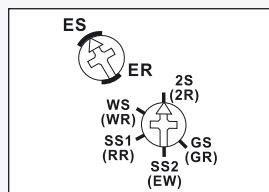
No permanent power supply necessary, therefore no standby loss.

By using bistable relays coil power loss and heating is avoided even in the on mode.

The switched consumer may not be connected to the mains before the short automatic synchronisation after installation has terminated.

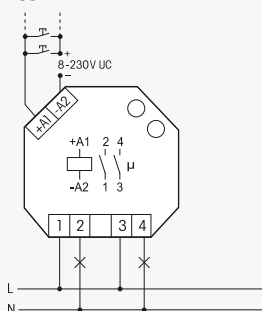
The functions of the second rotary switch are preselected using the rotary switch ES/ER. The setting ER selects the function in brackets. 10 different functions are selectable.

Function rotary switches

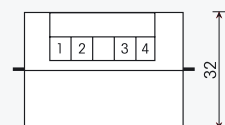


Standard setting ex factory.

Typical connection



Side view



- 2S** = Impulse switch with 2 NO contacts
- (2R)** = Switching relay with 2 NO contacts
- WS** = Impulse switch with 1 NO contact and 1 NC contact
- (WR)** = Switching relay with 1 NO contact and 1 NC contact
- SS1** = Impulse multi circuit switch 1+1 NO contacts for switching sequence 0 - contact 1 (1-2) - contact 2 (3-4) - contacts 1 + 2
- (RR)** = Switching relay (closed-circuit current relay) with 2 NC contacts
- SS2** = Impulse multi circuit switch 1+1 NO contacts for switching sequence 0 - contact 1 - contacts 1 + 2 - contact 2
- (EW)** = Impulse relay for fleeting NO contact with 1 NO contact and 1 NC contact, wiping time 1 sec
- GS** = Impulse group switch 1+1 NO contacts for switching sequence 0 - contact 1 - 0 - contact 2
- (GR)** = Group relay 1+1 NO contacts (relay with alternating closing contacts)

This relay is not suitable to feed back the switching voltage signal of a dimmer switch. Use only relays ESR12DDX-UC, ESR12NP-230V+UC or ESR61NP-230V+UC for this purpose.

This electronic switchgear represents the latest generation:

The electronics does not have an internal power supply and therefore no power is consumed in any contact position. A control current flows only during a short control impulse of 0.2 seconds. This activates the microcontroller, reads the last switching state from the non-voltage memory, switches the bistable relay to its opposite state accordingly and rewrites the new switching state to memory.