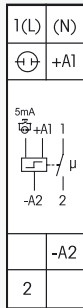


ES12DX-UC



**1 NO contact potential free 16A/250V AC.
Incandescent lamp load up to 2000W.
No standby loss.**

Modular device for DIN-EN 60715 TH35 rail mounting.
1 module = 18 mm wide, 58 mm deep.

With the patented Eltako Duplex technology (DX) the normally potential-free contacts can still switch in zero passage when switching 230V AC 50Hz and therefore drastically reduce wear. Simply connect the neutral conductor to the terminal (N) and L to 1(L) for this. This results in an standby consumption of only 0.1 Watt.

If the contact is used for controlling switching devices which do not perform zero passage switching themselves, (N) should not be connected because the additional closing delay otherwise causes the opposite effect.

Either universal control voltage 8 to 230V UC at the control input +A1/A2
or 230V with glow lamp current up to 5 mA at the control input (L)/-A2(N).

The simultaneous use of two potentials at the control inputs is not permitted.

Very low switching noise.

No permanent power supply necessary, therefore no standby loss.

State-of-the-art hybrid technology combines advantages of nonwearing electronic control with high capacity of special relays.

By using a bistable relay coil power loss and heating is avoided even in the on mode.

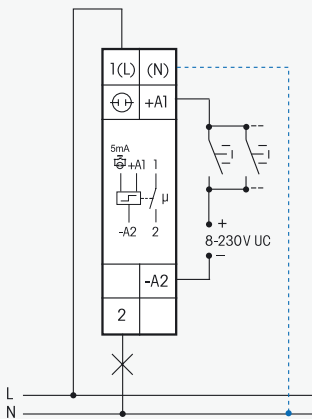
The relay contact can be open or closed when putting into operation. It will be synchronised at first operation.

Same terminal connection as the electromechanical impulse switch S12-100-.

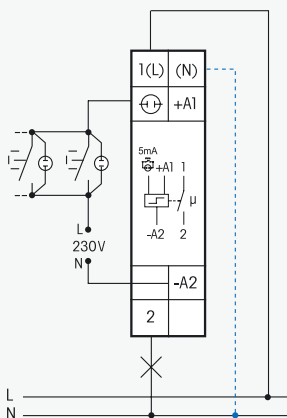
If this impulse switch is in a circuit, which is monitored by a FR12-230V mains disconnection relay, no additional base load is required. However, the monitoring voltage of the FR12-230V must be set to 'max'. Control only through A1-A2.

Typical connection

Either Universal control voltage 8 to 230V UC



or control voltage 230V with glow lamp current up to 5 mA



If N is connected, the zero passage switching is active.

This electronic switchgear represents the latest generation:

The electronics does not have an internal power supply and therefore no power is consumed in any contact position. A control current flows only during a short control impulse of 0.2 seconds. This activates the microcontroller, reads the last switching state from the non-voltage memory, switches the bistable relay to its opposite state accordingly and rewrites the new switching state to memory.

Technical data page A12. Housing for operating instructions GBA12 page Z5.

ES12DX-UC

1 NO 16A

EAN 4010312107959

35,40 €/pc.

Recommended retail prices excluding VAT.