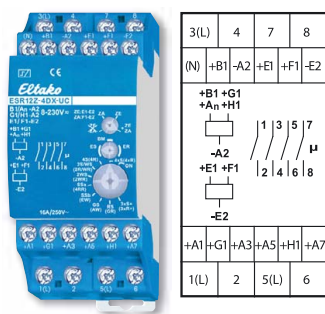


ELECTRONIC 4-FOLD IMPULSE SWITCH WITH INTEGRATED RELAY FUNCTION ESR12Z-4DX-UC, FOR UNIVERSAL CONTROL VOLTAGE UC, ALSO FOR CENTRAL CONTROL AND GROUP CONTROL



ESR12Z-4DX-UC



With 4 independent contacts, 1NO contact each potential free 16 A/250 V AC. 230 V LED lamps up to 600 W, incandescent lamp load up to 2000 W. Standby loss 0.03–0.4 watt only.

Modular devices for DIN-EN 60715 TH35 rail mounting. 2 modules = 36 mm wide, 58 mm deep.

Patented ELTAKO Duplex technology (DX) allows you to switch 3 of the 4 normally potential free contacts in zero passage switching when 230 V A/C voltage 50 Hz is switched. This drastically reduces wear.

To achieve this, simply connect the N conductor to the terminal (N) and the phase conductors to 1(L), 3(L) or 5(L). This results in an additional standby consumption of only 0.1 watt. If the channels are used to control switchgear that has no zero passage switching, (N) should not be connected, otherwise the additional off-delay would have the opposite effect.

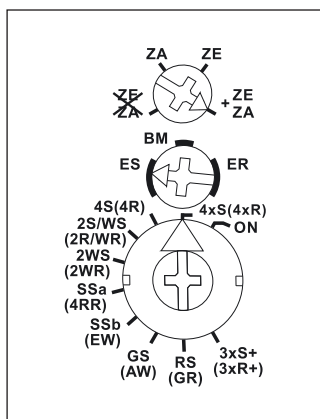
Local universal control voltage 12 to 230 V UC. In addition universal control inputs central ON and central OFF for 8 to 230V UC, electrically isolated from the local inputs.

With additional group control inputs ON and OFF for 12..230 V UC. Same potential like the local control inputs. Groups of these impulse switches can be controlled separately using the group control inputs. Supply voltage like the local control voltage. **By using a bistable relay coil power loss and heating is avoided even in the on mode.** The switched consumers may not be connected to the mains before the short automatic synchronisation after installation has terminated. Central commands always have priority, local control inputs are blocked as long as central commands are activated. In case of a power failure the system is disconnected in a defined mode.

With the upper rotary switch this impulse switch with integrated relay function can be partly or completely excluded from central control: ZE+ZA = central ON and central OFF, ZE = central ON only, ZA = central OFF only ~~ZE+ZA~~, = no central control.

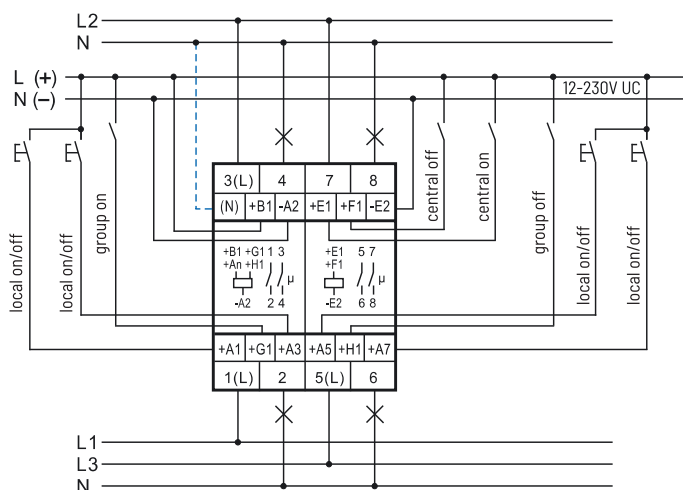
Use the middle rotary switch to preselect the functions of the lower rotary switch for ES and ER. Use ER to select the clamp functions. If BM is selected, control can be exerted by a motion detector. **Not suitable to feed back the switching voltage signal of a dimmer switch. Use only relays ESR12DDX-UC, ESR12NP-230V+UC or ESR61NP-230V+UC for this purpose. With the lower rotary switch 18 different functions may be selected:**

Function rotary switches



Standard setting ex works.

Typical circuit with central control and group control



If N is connected, the zero passage switching is active at the contacts 1-2, 3-4 and 5-6.

- ON** = Permanent ON
- 4xS** = 4-fold impulse switch with 1 NO contact each, control inputs A1, A3, A5 and A7
- (4xR)** = 4-fold switching relay with 1 NO contact each, control inputs A1, A3, A5 and A7
- 4S** = Impulse switch with 4 NO contacts
- (4R)** = Switching relay with 4 NO contacts
- 2S/WS** = Impulse switch with 3 NO contacts and 1 NC contact
- (2R/WR)** = Switching relay with 3 NO contacts and 1 NC contact
- 2WS** = Impulse switch with 2 NO contacts and 2 NC contacts
- (2WR)** = Switching relay with 2 NO contacts and 2 NC contacts
- SSa** = Impulse multi circuit switch 2+2 NO contacts for switching sequence 0-2-2+4-2+4+6; check back signal 8
- (4RR)** = closed-circuit current relay with 4 NC contacts
- SSb** = Impulse multi circuit switch 2+2 NO contacts for switching sequence 0-2-2+4-2+4+6-2+4+6+8
- (EW)** = Impulse relay for fleeting NO contact with 3 NO contacts and 1 NC contact, wiping time 1 sec
- GS** = Impulse group switch. Switching sequence 0-2-0-4-0-6-0; check back signal 8
- (AW)** = Impulse relay fleeting NC contact with 3 NO contacts and 1 NC contact, wiping time 1 sec
- RS** = Switch with 4 NO contacts, A1 = set control input and A3 = reset control input
- (GR)** = Group relay 1+1+1 NO contacts
- 3xS+** = 3-fold impulse switch with 1 NO contact each + check back signal 8, control inputs A1, A3 and A5
- (3xR+)** = 3-fold switching relay with 1 NO contact each + check back signal 8, control inputs A1, A3 and A5



Manuals and documents in further languages:
<https://eltako.com/redirect/ESR12Z-4DX-UC>

Technical data page 11-18.

Housing for operating instructions

GBA14 page 1-48 chapter 1.

Recommended retail prices excluding VAT.

ESR12Z-4DX-UC	Impulse Switch with integrated relay function, 4 x 1 NO contact 16 A	Art. No. 21400301	106,70 €/pc.
----------------------	--	--------------------------	---------------------