



## Eltako – The Wireless Building

Experience a totally new quality of life 24/7.  
More flexibility, more safety and more time  
for yourself!


*Enjoy a new  
lifestyle feeling!*



*There is no more gentler way to be woken up!*




The Eltako Wireless pushbuttons can be easily fixed to walls, glass or furniture thanks to wireless technology. In fact, anywhere you need them. Or you can simply integrate the wireless pushbuttons into your existing switch range. Remote controls which you can use to control lighting or sunshades are an additional flexibility.



Light slowly creeps into the bedroom. A time-controlled dimmer gently increases the light intensity. Press the pushbutton on the bedside table to raise the roller shutters and switch the light off – it is so easy and convenient!

*Everything comes in the design of your choice.*




*Everything switched off!*

When you leave the house, just press the Central OFF pushbutton and the whole house goes into „power saving mode“. All lights and appliances are switched off immediately. If you want, you can also lower the room temperature. And you can check up on things using your smartphone while you are on the way.




**Here are the highlights at a glance:**

- Light switches can be fixed anywhere, even to furniture
- Convenience functions easy to integrate
- No batteries and absolutely no maintenance required
- Absolute flexibility when it comes to interior design
- Expandable at any time
- Perfect solution when renovating or modernising
- Universal remote control for entertainment electronics and building automation



Energy savings go without saying!



Select your control system functions – you can program sunshading as a function of time or brightness or select onsite operation or use central commands.  
Easy-to-operate sunshading control and safety result in the optimal interaction of intelligent sensors and a simple control system.



These sensors are real helpers.

An automatic sunshade control not only provides protection from the rays of the sun that heat up the room, it also saves energy. Intelligent sensors, such as timers and weather station, control the sunshades for you.



**Your home in your pocket**

A thunderstorm is brewing – are all the windows shut? Are the blinds raised and the awnings in? I'll just check, just in case\* ...

\* It's so simple using my smartphone or Tablet while I'm away from home.


It's all so easy!

In winter, the interior temperature is kept constant and in summer the blinds are lowered to prevent the interior from overheating.




**Here are the highlights at a glance:**

- Reliable sunshading control
- Protect blinds from damage
- Optimal window surveillance
- Lockout protection on patio door
- Time-controlled lowering of roller shutters and blinds
- Presence simulation



Feel good -  
at home



A cozy warmth is being created by the comfortable temperature control, which can be customized for each room. Spring, summer, autumn and winter – every season the right climate.



**Your home in your pocket.**

I will be at home in half an hour, until then everything should be warm!  
Just turn on the heat already\* ...

\* It is so simple using my smartphone or Tablet while I'm away from home.

Individual room control not only regulates the optimal heat distribution but also helps to save energy.

With a window contact your heating turns into an energy saver, because as soon as the window is opened, the set temperature is automatically lowered.

With a timer, individual rooms can also be controlled depending on the time.



<p><b>Lighting</b> Optimal lighting in all rooms. Dimmer and light scenes create a homely ambience.</p>	<p><b>Air conditioning</b> Fresh air at all times – switch the air conditioning and window surveillance systems automatically.</p>	<p><b>Convenience</b> Automatic switching using motion and brightness sensors. Presence simulation with time-dependent control of lighting, sunshading and heating systems.</p>	<p><b>Networking</b> Set up or integrate a complete network topology. Various access points to the building.</p>
<p><b>Sunshading</b> Control roller shutters and blinds automatically as you require. The powered awning provides protection against the rays of the sun.</p>	<p><b>Visualisation</b> Visualisation and control of building automation by software.</p>	<p><b>Heating</b> Control the temperature in every room. Energy efficient temperature control and ideal heat distribution.</p>	<p><b>Energy savings</b> Consumption monitoring and indication by display or software (smart metering). Switch consumers on/off automatically to save energy. Encrypted data exchange with your power supply company.</p>
<p><b>Remote access</b> Remote access to the building by smartphone, Tablet or PC including camera link.</p>	<p><b>Safety</b> Display open windows and doors. Warnings in the event of malfunctions, burglary or emergency call. On request, encrypted wireless radio even inside your home.</p>		


After work, a quick trip to the shops or the fitness studio...



You know what it is like trying to open the door and put on the light when you are loaded with heavy shopping bags.

That is no problem any more – here too the motion detector simply takes over and switches the lights on.

The Smart Home control centre in the hall displays the rooms and the stored functions on the ground plan. Simply switch the functions you want by touching the screen.



Comfort at the touch of a button!

... your home is already waiting for you! Turn into the drive, the motion detector has already spotted you and switches the path lights on. A brief press of a button and the garage door opens. The outdoor and garden lights switch on at the onset of darkness offering additional safety.



Your home in your pocket

Even while travelling, call up the image of the security camera at the front door. Who is standing in front of the door?\*

Everything on!

Wake up your home from sleep (day) mode by pressing the central pushbutton at the entrance door or by smartphone on your way home. The consumers that were switched off when you left home to save energy are switched back on – you're back home.



Here are the highlights at a glance:

- Motion-controlled lighting
- More comfort and convenience
- Install pushbuttons and sensors wherever you want
- Select individual functions
- Future-based technology
- Retains and increases the value of your home
- Encrypted radio in the house and encrypted access while you are out and about

16:00

17:00

18:00

19:00

20:00

Create the right  
ambience using  
light scenes.



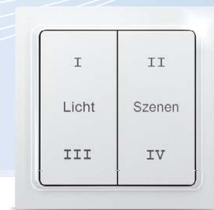
The consumption figures are metered by the building automation system and presented to you on displays or by software. You can change the consumers at any time. You can discover „power guzzlers“ and switch the appliances off or on as required.

The resulting energy optimisation not only leads to enormous savings, it also preserves the environment. Any exchange of data between your meter and the power supplier is of course encrypted.



We save energy –  
all the time!

Program the right light scene at the press of a button, whether you are having your dinner, a TV evening on the couch or simply lounging in the sofa reading a book.



Enjoy your free time...

... and relax with an individually adjustable lighting scene. A dimmed lighting not only provides a homely atmosphere but also saves additional energy.



**Here are the highlights at a glance:**

- Optimal use of energy
- Detects consumption of the energy used – whether it is electricity, gas or water
- Ecological and environmentally aware
- Efficient smart metering
- Switches consumers on/off energy-dependent
- Encrypted data exchange

21:00

22:00

23:00

24:00

1:00


It is the little things  
that make the whole perfect



Start with a basic system comprising light, sunshading, heating, etc. and simply expand step by step as you require with no problem. End up with a complete control system by visualising and networking individual functions immediately or at a later date.

Increase your living comfort and save energy costs compared to conventional technology.

Ask your electrician!



Handed over by:



Eltako GmbH  
Hofener Straße 54  
D-70736 Fellbach

+49 711 94350000 +49 711 5183740  
export@eltako.de eltako.com



Picture credits: ClipDealer: P.2 (top), 8 (top), 9 (top left), EnOcean: P.8 (middle right), 12: Fotolia: P.4 (top), Jacques PALUT, (middle left), © G.S. (middle right), mreallic.com: P.6 (top), Amir Kalkjovic: P.11 (top), © Hans-Peter Reiz: KAH: Büroinnungen: P.3, Pxeab: P.8 (middle left), © Rainer Sturm: P.10, (below), © Daniel Rennert, Weber-Haus: Title: P.2 (below), 4 (below), 6 (below), 7, 8 (below), 9 (top left), Compoings: Eltako