

Staircase time switch

TLZ61NP-230V+UC



1 NO contact not potential free 10A/250V AC. Incandescent lamps up to 2000W, energy saving lamps ESL up to 200W. Switch-off early warning and permanent light by push-button switchable. Standby loss 0.7 watt only. With ESL optimisation.

Zero passage switching.

By using a bistable relay coil power loss and heating is avoided even in the on mode.

The switched consumer may not be connected to the mains before the short automatic synchronisation after installation has terminated. Control voltage, supply voltage and switching voltage 230V. In addition electrically isolated universal voltage from 8 to 230V UC.

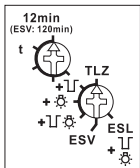
With infinitely variable time range from 1 to 12 minutes.

pushbuttons with a glow lamp current up to 50mA, dependent on the ignition voltage of the glow lamps, can be connected to the control input \odot .

3-wire and 4-wire circuits, resettable, with attic lighting if 4-wire circuit. Automatic detection of the method of connection.

After a power failure the lighting is switched on again in case the set time has not elapsed yet.

Function rotary switches



\sqcup = Switch-off early warning function

\odot = Permanent light by pushbutton

$\sqcup \odot$ = Switch-off early warning function and permanent light by pushbutton

If switch-off early warning function \sqcup is switched on, the light starts flickering approx. 30 seconds before time-out and is repeated three times at decreasing time intervals.

If permanent light by pushbutton \odot is switched on, permanent light can be switched on by pressing the pushbutton longer than 1 second. This is switched off automatically after 60 minutes or by pressing the pushbutton longer than 2 seconds.

If both switch-off early warning function and permanent light by pushbutton $\sqcup \odot$ are switched on, the switch-off early warning function is activated before the permanent light switches off.

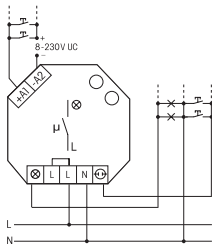
When energy saving lamps ESL are completely or partially switched, then set the switch-off early warning with the pushbutton permanent light ESL on the lower rotary switch.

If the function TLZ is selected the time can be extended within the first second after switching on or resetting by pressing the pushbutton

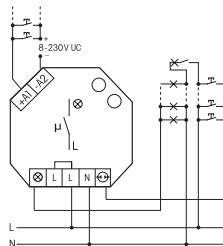
repeatedly up to three times (incrementing). Each momentary-contact control increments the set time once.

The function **ESV**, impulse switch with release delay up to 120 minutes, can be selected optionally. If this function is set it is automatically disconnected after the set delay is timed out if a manual OFF command has not been given. If the timing period is set to minimum in the function **ESV**, the release delay is switched off. The standard impulse switch function **ES** is then set.

Typical connections



3-wire circuit, resettable



4-wire circuit with, attic lighting, resettable

Technical Data

Incandescent lamp load and halogen lamp load ¹⁾ 230V	2000 W
Fluorescent lamp load with KVG* in lead-lag circuit or non compensated	1000 VA
Fluorescent lamps with KVG* shunt-compensated or with EVG*	500 VA
Compact fluorescent lamp with EVG* and energy saving lamps	15x7 W, 10x20 W
\odot Control pushbutton 230V with glow lamp current up to 50mA	
\otimes Lamp connection	
Standby loss (activ power)	0.7 W

¹⁾ For lamps with 150 W max.

* EVG = electronic ballast units;

KVG = conventional ballast units

Warning!

Only a trained electrician may install this equipment, otherwise there is a risk of fire or electric shock.