

## Off-delay timer NLZ12NP-230V+UC



1 NO contact not potential free 16A/250V AC.  
Standby loss 0.5 watt only.

Modular device for DIN EN 60715 TH35 rail mounting. 1 module = 18 mm wide, 58 mm deep.

**Zero passage switching** to protect contacts and consumers.

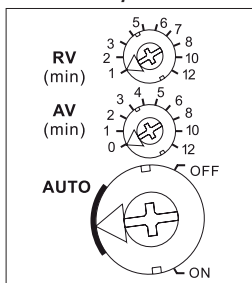
State-of-the-art hybrid technology combines advantages of nonwearing electronic control with high capacity of special relays.

230V control voltage and additionally 8 to 230V UC electrically isolated universal control voltage. 230V supply voltage and switching voltage. Very low switching noise.

Off-delay time settable 1 to 12 min with the top rotary switch. Operating delay settable 0 to 12 minutes with the middle rotary switch.

Permanent ON and permanent OFF with the bottom rotary switch.

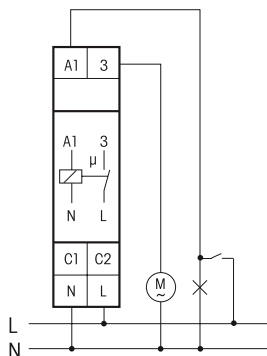
### Function rotary switches



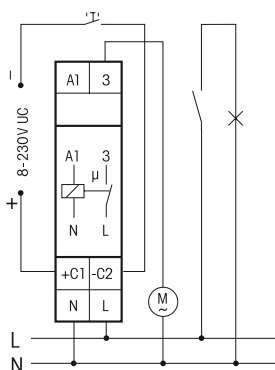
**Function:** When the control contact (light switch) is closed the operate delay AV starts (if not set '0 minutes'), on time-out the fan is switched on. The set delay time RV (delay time) starts when the control contact opens and if a set operating delay has elapsed. The fan switches off on time-out.

**This off-delay timer can be controlled by all dimmer switches EUD12 and EUD61 even in the minimum dimming position (applies to devices produced after week 37/2007).**

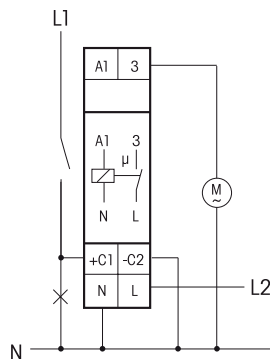
### Typical connections



Fan control through light switch



Fan control through extra-low-voltage door contact, light is controlled separately.



Fan control through light switch in case of different potentials on switch and fan



The strain relief clamps of the terminals must be closed, that means the screws must be tightened for testing the function of the device. The terminals are open ex works.

### Warning!

**Only a trained electrician may install this equipment, otherwise there is a risk of fire or electric shock.**