



61 100 604 - 1



**Analogue settable
multifunction time relay
MFZ61DX-UC**

Only skilled electricians may install this electrical equipment otherwise there is the risk of fire or electric shock!

Temperature at mounting location:
-20°C up to +50°C.
Storage temperature: -25°C up to +70°C.
Relative humidity:
annual average value <75%.

**1 NO contact potential free 10A/250V AC.
Incandescent lamps 2000W*.
Standby loss 0.02-0.4 watt only.**

Built-in device for installation and surface mounting. 45 mm long, 45 mm wide, 18 mm deep.

With the Eltako Duplex technology (DX) the normally potential-free contacts can still switch in zero passage when switching 230V AC 50Hz and therefore drastically reduce wear. Simply connect the neutral conductor to the terminal (N) and L to 1(L) for this. This gives an additional standby consumption of only 0.1 Watt.

State-of-the-art hybrid technology combines advantages of nonwearing electronic control with high capacity of special relays.

By using a bistable relay coil power loss and heating is avoided even in the on mode.

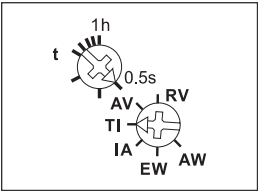
The switched consumer may not be connected to the mains before the short automatic synchronisation after installation has terminated.

Universal control voltage input 12 to 230V UC. Supply voltage is same as the control voltage.

Time settings between 0.5 seconds and 1 hour.

* The maximum load can be used from a delay time or clock cycle of 5 minutes. The maximum load is reduced for shorter times as follows: up to 2 seconds to 15%, up to 2 minutes to 30%, up to 5 minutes to 60%.

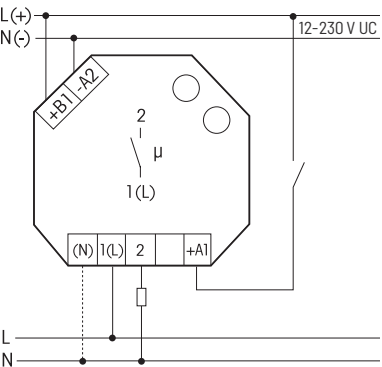
Function rotary switches



Functions

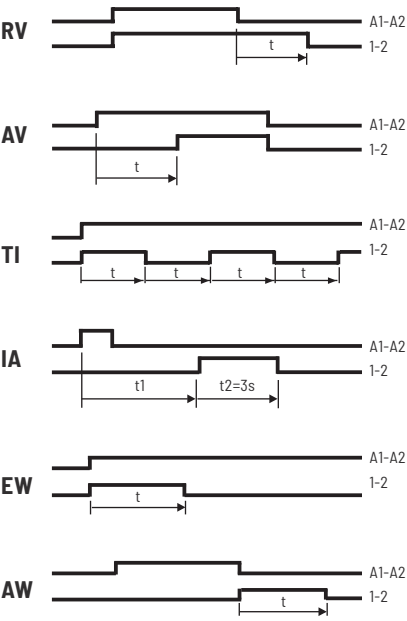
- RV** = off-delay
- AV** = operating delay
- TI** = clock generator starting with impulse
- IA** = impulse-controlled operating delay
- EW** = fleeting NO contact
- AW** = fleeting NC contact

Typical connection



If N is connected, the zero passage switching is active.

Description of functions



Technical data

Supply voltage and control voltage UC	12-230 V
Rated switching capacity	10 A/230 V AC

Manuals and documents in further languages:



<http://eltako.com/redirect/MFZ61DX-UC>



Must be kept for later use!

We recommend the housing for operating instructions GBA14.

Eltako GmbH

D-70736 Fellbach

Technical Support English:

+49 711 94350025

technical-support@eltako.de

eltako.com