



30 000 190 - 2, 30 000 260 - 2



Wireless sensors

Mini pushbuttons

FMT55/2-, FMT55/4-



Temperature at mounting location:
-20°C up to +50°C.
Storage temperature: -25°C up to +70°C.
Relative humidity:
annual average value <75%.

FMT55/2-:

Wireless mini pushbutton, 55x55 mm external dimensions, 15 mm high, with rocker. Generates the power for wireless telegrams itself when the button is pressed, therefore there is no connecting wire and no standby loss.
The scope of supply comprises the frame R55, one rocker W55, the wireless module and one adhesive foil.

FMT55/4-:

Wireless mini pushbutton, 55x55 mm external dimensions, 15 mm high, with double rocker. Generates the power for wireless telegrams itself when the button is pressed, therefore there is no connecting wire and no standby loss.

The scope of supply comprises the frame R55, one double rocker DW55, the wireless module and one adhesive foil.

Wireless pushbuttons with one rocker can transmit two evaluable signals: press rocker up and press rocker down.

Wireless pushbuttons with double rocker can transmit four evaluable signals: press two rockers up or down.

The mounting base can be screwed onto a flat surface or glued to the wall, on glass or on furniture using the enclosed adhesive foil.

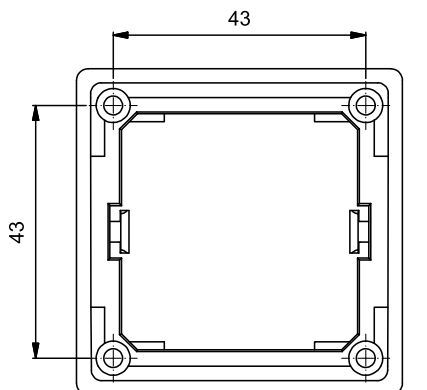
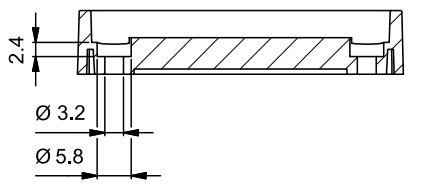
Before screwing on the device, press the wireless module and rocker from the rear out of the frame. Afterwards screw on the frame with the right and left safety latches and click the *wireless module with rocker* – the marking 0 on the back is always up – into place.

The wireless module integrated in the wireless pushbuttons can be taught-in encrypted

in all encryptable actuators of the Series 61, 62 and 71 as well as the FAM14. This requires the FTVW wireless pushbutton encryption rocker.

Encryptable actuators bear the pictogram


Teaching-in wireless sensors in wireless actuators
All sensors must be taught-in in the actuators so that they can detect and execute commands.
The teach-in process is described in the operation manual of the actuators.



Manuals and documents in further languages



http://eltako.com/redirect/FMT55*2-_FMT55*4-




enocean®
THE UNIQUE WIRELESS **PROFESSIONAL**
SMART HOME STANDARD

Frequency	868.3 MHz
Transmit power	max. 10 mW

Hereby, Eltako GmbH declares that the radio equipment type FMT55/2-, FMT55/4- is in compliance with Directive 2014/53/EU.
The full text of the EU declaration of conformity can be accessed via the QR code or the internet address under 'Documents'.

Must be kept for later use!

Eltako GmbH
D-70736 Fellbach
Technical Support English:
 +49 711 943 500 25
 technical-support@eltako.de
eltako.com

03/2023 Subject to change without notice.