

## Wireless sensor Motion/brightness sensor FBH63AP

Wireless motion/brightness sensor for surface mounting, LxWxH = 80x80x39 mm.

In as-delivered state the energy accumulators are empty and must be charged in bright daylight for about 5 hours or connected to a charger for about 10 minutes via the red/black 12V DC connecting cable.

In normal ambient brightness (at least a daily average of 200 Lux), the energy of the integrated solar module is sufficient to power the FBH63. Then the 12V DC connecting cable may be cut off if necessary. The sensor then requires no installation depth behind the mounting plate. It can be screwed or stuck to any flat surface. An adhesive film is supplied.

The power reserve stored in capacitors supplies the power requirement for the night. If the ambient brightness is insufficient, power is supplied by the connecting cable from a switching power supply unit SNT61-230V/12V DC fitted below in a switch box.

The complete module can be removed from the frame for screw mounting.

We recommend sheet metal countersink screws 2.9x25 mm, DIN 7982 C, for screw connections. Both with rawl plugs 5x25 mm and with 55 mm switch boxes.

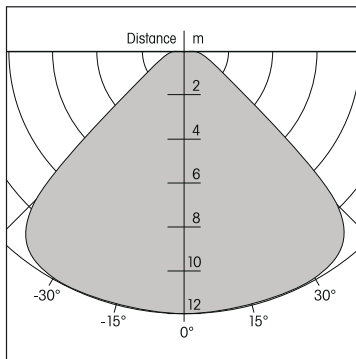
**To teach-in** in an actuator in teach-in mode, hold the supplied blue magnet or any other magnet at hand below the point on the side panel of the sensor marked by ■. This sends a teach-in telegram.

The sensor transmits a message to the Eltako wireless network every 100 seconds if the brightness changes by min 10 lux. If the sensor detects motion, it sends a signal twice immediately. The switch-off signal is sent after the off delay which has a fixed setting of 1 minute. If there is no change, a status message is sent every 20 minutes.

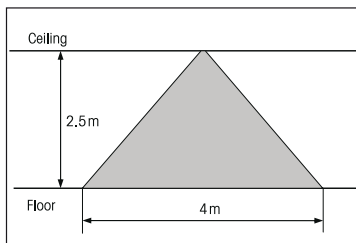
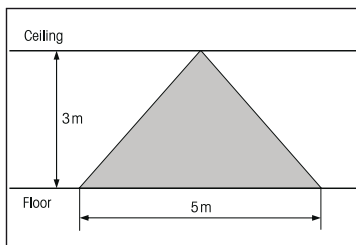
When teaching-in in actuators, the switching threshold is defined for switching the light on/off depending on the brightness. Additional variables are also taught-in on the FKR12.

If a FBH63 detects motion, then the device is switched on and only when all the FBH63s taught-in in an actuator fail to detect motion for one minute, the actuator return delay starts if this was previously set.

### Wall mounting



### Ceiling mounting



### Important note!

**Only skilled electricians may install this electrical equipment otherwise there is the risk of fire or electric shock.**