

Switching relay

ER12-100-8..230V UC,
ER12-200-8..230V UC,
ER12-110-8..230V UC



ER12-100:

1 NO contact potential free 16A/250V AC.

Same terminal connection as electromechanical switching relay R12-100-.

ER12-200:

2 NO contacts potential free 16A/250V AC.

Maximum current across both contacts 20 A for 230 V.

Same terminal connection as electromechanical switching relay R12-200-.

ER12-110:

1 NO + 1 NC contact potential free 16A/250V AC.

Same terminal connection as electromechanical switching relay R12-110-.

Incandescent lamp load up to 2000W.

Universal control voltage 8 to 230V UC.

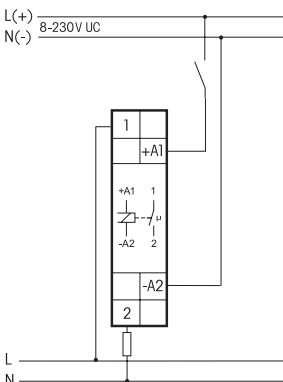
Bistable relay as relay contact.

By using a bistable relay coil power loss and thereby heating is avoided even in the on mode.

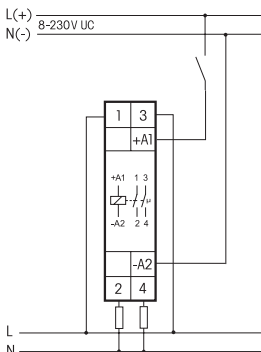
By transport it is possible, that the switching contact of the bistable relay is already closed, even though no control voltage is applied yet.

Applying the control voltage for the first time the bistable relay synchronises with the internal control electronics. The switched consumer shall not be connected to the mains before this one-time synchronisation has terminated.

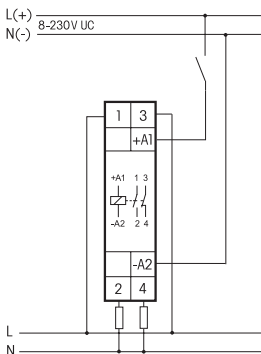
Typical connections



ER12-100



ER12-200



ER12-110

Technical Data

Control voltage	8..230V UC
Rated switching capacity	16A/250V AC
Incandescent lamp load 230V ¹⁾	2000W
Halogen lamp load 230V ¹⁾	2000W
Fluorescent lamp load (KVG) in lead-lag circuit	1000 VA
Fluorescent lamp load (KVG) non compensated	1000 VA
Fluorescent lamp load (KVG) shunt-compensated	500 VA
Fluorescent lamps (EVG)	500 VA
Compact fluorescent lamp (EVG) and energy saving lamps	1 on ≤70A/10ms ²⁾
Standby loss	-

¹⁾ For lamps with 200 W max

²⁾ For electronic ballast gears a 40fold inrush current has to be calculated.



The strain relief clamps of the terminals must be closed, that means the screws must be tightened for testing the function of the device. The terminals are open ex works.

Important reminder!

Only a trained electrician may install this equipment, otherwise there is a risk of fire or electric shock.