

Staircase Time Switches

TLZ12-8E-230V and TLZ12-9E-230V

- Rated switching capacity 16A/250V AC
- Control voltage 230V



4896

-Max. switching capacity:

- 230V incandescent lamps and halogen lamps 3600W.
- Fluorescent lamps with conventional ballast gear uncompensated (KVG), series compensated and in lead-lag circuit 3600VA.
- Fluorescent lamps with KVG shunt-compensated (120 µF) 1200VA.
- Fluorescent lamps with electronic ballast gear (EVG) 1000VA.
- Compact fluorescent lamps with KVG 1500VA and with EVG: 34x7W, 27x11W, 24x15W and 2x23W.

-Switch-off early warning function and permanent light by pushbutton (8E only) can be switched on. The switch-off early warning function must not be used for fluorescent lamps, which will be re-ignited after flickering. This depends on type and number.

-Time range 1 to 12 minutes, adjustable precisely per minute.

-Glow lamp current 50mA.

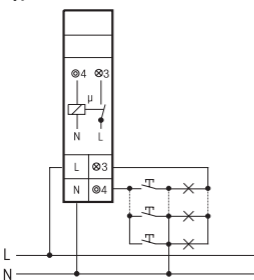
-Zerocrossing contact switching to protect contact and lamps.

-If switch-off early warning function is switched on the light starts flickering approx. 30 sec. before time-out and is repeated three times at decreasing time intervals.

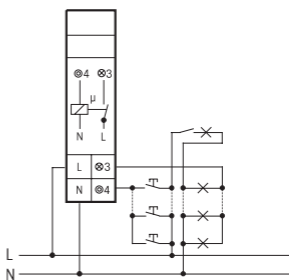
-If permanent light by pushbutton is switched on, permanent light can be switched on by pressing longer than 1 sec. This will be switched off automatically after 60min or by pressing longer than 2 sec.

-Within the first second of switch-on or re-setting the time can be extended by up to five times repeated short operating (incrementing). Each momentary-contact control increments the set time once.

Typical connections 8E

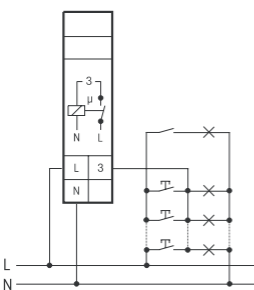


For 3-wire circuits, re-settable



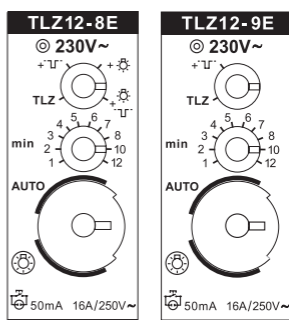
For 4-wire circuits, re-settable

Typical connection 9E



For 3-wire circuits, not re-settable

Front cover imprints



Description of front cover and terminals

symbols/settings	function
min	time range 1 to 12 min, adjustable accurate to a minute.
TLZ	staircase time switch
+ "TLZ"	staircase time switch plus switch-off early warning function
+ ⚙	staircase time switch plus permanent light by pushbutton
+ ⚙ + "TLZ"	staircase time switch and switch-off early warning function
⚙	permanent light
⊙	control push button 230V
⚡ 50mA	glow lamps in parallel at the control switches max. 50mA
⊗ 3	lamp connection

Important reminder!

This electrical equipment may only be installed by skilled electricians otherwise fire hazard or danger of electric shock exists.